


In-Service Firearms Qualification Manual



North Carolina Justice Academy


<http://ncja.ncdoj.gov>

Like us on Facebook: @ncjusticeacademy

Follow us on Twitter: @NCJAcademy



**Copyright © (2019) North Carolina Justice Academy, Salemburg/Edneyville, North Carolina
All rights reserved. No part of the book may be copied or reproduced in any form or by any means
without permission.**



North Carolina Justice Academy

Mission

To serve the citizens of North Carolina
by enhancing the careers of criminal justice
officers through research, education,
and training.

ABOUT THE NORTH CAROLINA JUSTICE ACADEMY

The North Carolina Justice Academy is a division of the North Carolina Department of Justice. Created in 1973, the Academy offers training programs to criminal justice personnel, provides technical assistance to criminal justice agencies upon request, and develops and distributes educational and training materials.

The Academy's Training Division has a team of experienced, dedicated instructors organized into five centers: Legal, Law Enforcement Leadership, Commission/In-Service, Tactical/Traffic, and Investigations. Working with the Training Division is a Support Division that operates a 20,000-volume library, a video production unit, a full-service print shop, a graphic arts department, an institutional research team, and housekeeping and maintenance services. It also manages the Academy's online registration and course delivery system, Acadis (<https://ncja-portal.acadisonline.com>).

The Academy has two campuses. The original campus in Salemburg has a long educational history. Established in 1875 as Salem Academy, the campus later became Pineland School for Girls, Pineland Junior College, Edwards Military Institute, and finally Southwood College. There are eighteen classrooms, a 200,000-square-foot driving track, three outdoor firing ranges, a gymnasium, a cafeteria, three residence halls, the aforementioned library, and other practical exercise areas.

In September 1998, the Academy's second campus opened in Edneyville, on the site of the former Edneyville High School. It was named the Larry T. Justus Western Justice Academy in 2004 in honor of Representative Larry T. Justus. The campus has nine classrooms, a gymnasium, a cafeteria, a residence hall, and a state-of-the-art indoor firing range.

In 2017, the Western Regional Crime Laboratory in Asheville moved into a new \$15 million facility at the Edneyville campus. The crime lab performs blood-alcohol and toxicology tests, firearm analysis, DNA tests, and other services for western North Carolina law enforcement agencies.



Statement of the North Carolina Justice Academy's Policy on Academic Integrity

The very nature of the Criminal Justice profession requires its members to possess and demonstrate accepted standards of integrity, including the area of academics. Therefore, the North Carolina Justice Academy has adopted a policy of academic integrity.

I. Definition

Violation of this policy is defined to include, but not limited to, the following activities:

- A. Cheating;**
- B. Plagiarism;**
- C. Falsification and/or fabrication;**
- D. Abuse of academic materials;**
- E. Complicity in academic dishonesty, and**
- F. Personal misrepresentation.**

II. Punishment

Violation of this policy shall result in corrective action up to and including dismissal from the course in which the student is currently enrolled, denial of enrollment in future courses, and notification of the student's employing agency.

When in doubt about what would constitute a potential violation, students should always discuss the matter with your instructor or course coordinator.

**This document is produced through the cooperation of the following
Divisions of the North Carolina Department of Justice:**

North Carolina Criminal Justice Standards Division

North Carolina Sheriffs' Standards Division

North Carolina Justice Academy

North Carolina Law Enforcement Liaison Section

Prepared By:

Chad Thompson
Instructor/Developer
North Carolina Justice Academy

January 2015 – XIII

August 2016 – XIV

July 2018 -- XV

Table of Contents

1. Introduction
2. Concealed Carry for Law Enforcement Officers
3. H.R.218 & S.1132 Separated Officer Qualification
4. Target Information
5. North Carolina Criminal Justice Education and Training Standards Commission
Title 12 NCAC Subchapter 9E - In-Service Training Program
6. North Carolina Sheriffs' Education and Training Standards Commission Title 12
NCAC Subchapter 10B - In-Service Training for Justice Officers
7. In-Service Firearms Qualification Courses of Fire
 - a. Handgun
 - b. Shotgun
 - d. Submachine Gun
 - e. Rifle/Carbine/Sniper

The purpose of this *In-Service Firearms Qualification Manual* is to enhance the ability of the Specialized Firearms Instructor in the delivery of the in-service firearms qualification requirements of both the North Carolina Criminal Justice Education and Training Standards Commission and the North Carolina Sheriffs' Education and Training Standards Commission.

The manual presents the qualification requirements of both Commissions, copies of the rules for in-service firearms qualification, a list of various types of targets an agency may wish to use, and examples of courses of fire that would be acceptable under the rules of the Commissions.

Commission rules have been amended and no longer do the rules include language relating to specific courses of fire. The rules now incorporate by reference the training objectives set forth in this *In-Service Firearms Qualification Manual*. Examples of courses of fire that meet this new standard will also be found in this manual. These courses of fire include handgun courses, both day and night, shotgun courses, rifle courses and submachine gun courses.

The intent of both Commissions is that in-service courses of fire for handgun should be *at least as stringent as courses of fire in BLET regarding timed fire, reasonable ratio of shots fired from various distances and positions of fire. Handgun qualification must be conducted both day and night. Shotgun qualification must also be conducted during both day and night. Rifle and specialty weapons qualification must be conducted day and night as well. In short, day and night qualification is required on all firearms that are carried or issued to an individual officer.* This manual contains several courses of fire that agencies may wish to select rather than designing their own. Copies of all courses of fire utilized by the agency should be maintained in the agency's training files should questions arise as to the validity of the training. If an agency does elect to design a different course and there is some question as to its use, please contact the appropriate Commission for guidance and/or approval.

The Specialized Firearms Instructors are tasked with ensuring that the training complies with these guidelines. The Specialized Firearms Instructor will conduct the required training, conduct the courses of fire on the range, remain on the range at all times during the qualification process, grade or score all targets, and complete the required documentation.

The Specialized Firearms Instructors are trained to assist and teach as needed before and after any qualification course is conducted however, the qualification courses are required on an individual officer basis and Specialized Firearms Instructors or others on the range, are not allowed to assist fellow officers *during* the qualification attempts. **Examples of assistance that is not allowed are: someone other than the officer conducting the qualification preparing magazines or loading an officer's firearm for the qualification attempts; coaching or giving marksmanship advice during the qualification attempts; physically assisting officers into or out of kneeling or prone positions during the qualification attempts. These are things that are required of an officer in order to successfully complete the in-service firearms qualification each year.**

COMMISSION REQUIREMENTS

| | NC CRIMINAL JUSTICE COMMISSION | NC SHERIFFS' COMMISSION |
|--|---|---|
| WHO MUST ATTEND | All certified personnel. | All justice officers who are authorized by the Sheriff to carry a firearm. |
| WHEN | All certified officers must meet qualification requirements by December 31 of any calendar year. | All justice officers must meet qualification requirements by December 31 of any calendar year. |
| LATERAL TRANSFERS | Lateral transfers must complete the employing agency in-service firearms program or must have completed in-service firearms and qualified within the last 12 months if using the same duty weapon. | Lateral transfers must complete the employing agency in-service firearms program or must have completed in-service firearms and qualified within the last 12 months if using the same duty weapon. |
| RECENT BLET GRADUATES | If the student completed a BLET conducted by the employing agency and all requirements of the agency in-service firearms were conducted, the employing agency can transfer information to the F-9A. If the student completed BLET at any agency other than conducted by the employing agency, they must complete the employing agency in-service firearms program prior to appointment. | If the student has completed firearms qualification in a BLET course using the same type of firearm(s) that the employing agency will authorize the individual to use, the employing agency can choose to transfer the BLET qualification information onto an F-9A. |
| WHO CONDUCTS THE IN-SERVICE QUALIFICATION | A firearms instructor who is certified by the Criminal Justice Commission as a Specialized Firearms Instructor. | A firearms instructor who is certified by the Criminal Justice Commission as a Specialized Firearms Instructor. |

| | | |
|------------------------------|---|---|
| <p>AMMUNITION</p> | <p>Duty or Ballistic Equivalent Ammunition. Ammunition must have same point of aim, point of impact and felt recoil as the duty ammunition.</p> | <p>Duty or Ballistic Equivalent Ammunition. Ammunition must have same point of aim, point of impact and felt recoil as the duty ammunition.</p> |
| <p>DUTY EQUIPMENT</p> | <p>In-service re-qualification must be completed using that duty equipment currently utilized by the officer on a daily or regular basis. Items or devices not worn or utilized on a daily or regular basis which are used to enhance or aid in the presentation, firing, or accuracy of the weapon when re-qualifying are prohibited.</p> <p>Examples of items that <u>may</u> be used:</p> <ol style="list-style-type: none"> 1. knee pads 2. orthotics or similar devices ordered by a physician 3. safety glasses 4. hearing protection <p>Examples of items that <u>may not</u> be used:</p> <ol style="list-style-type: none"> 1. Kydex concealment or thigh holsters not used on a regular or daily basis. 2. Eye patches designed to aid in overcoming eye dominance when not used on a daily basis. 3. Fingerless gloves when not used on a daily basis 4. Electronic sights or similar sighting devices, <i>if not used on a regular / daily basis.</i> | <p>In-service re-qualification must be completed using that duty equipment currently utilized by the officer on a daily or regular basis. Items or devices not worn or utilized on a daily or regular basis which are used to enhance or aid in the presentation, firing, or accuracy of the weapon when re-qualifying are prohibited.</p> <p>Examples of items that <u>may</u> be used:</p> <ol style="list-style-type: none"> 1. knee pads 2. orthotics or similar devices ordered by a physician 3. safety glasses 4. hearing protection <p>Examples of items that <u>may not</u> be used:</p> <ol style="list-style-type: none"> 1. Kydex concealment or thigh holsters not used on a regular or daily basis. 2. Eye patches designed to aid in overcoming eye dominance when not used on a daily basis. 3. Fingerless gloves when not used on a daily basis 4. Electronic sights or similar sighting devices, <i>if not used on a regular / daily basis.</i> |

| | | |
|---|--|--|
| ATTEMPTS TO QUALIFY | Limited to three attempts per day, per course (handgun day, handgun night, shotgun, etc.) until December 31 of each calendar year. | Limited to three attempts per day, per course (handgun day, handgun night, shotgun, etc.) until December 31 of each calendar year. |
| CLASSROOM REQUIREMENTS | Use of Force, Safety, Review of Basic Marksmanship Fundamentals, Relevant Case Law | Use of Force, Safety, Review of Basic Marksmanship Fundamentals, Relevant Case Law |
| REFERENCE MANUAL | Specialized Firearms Instructor Training Manual -most current. | Specialized Firearms Instructor Training Manual - most current. |
| FAILURE TO QUALIFY | Officer is not authorized to carry weapon. Certification is suspended. | Justice officer is not authorized to carry weapon. Suspension of certification if not placed in "unauthorized status." |
| REINSTATEMENT AFTER FAILURE TO QUALIFY | Enroll in "Firearms" block of BLET and complete. Submit to Commission documentation of satisfactory completion. | Verification from Sheriff that justice officer has qualified with letter of authorization to carry a weapon. |
| DOCUMENTATION | Form F-9A - front and back or front of Form F-9A plus agency form that meets information requirements of Form F-9A. | Form F-9A - front and back or front of Form F-9A plus agency form that meets information requirements of Form F-9A. |

| | | |
|---|--|--|
| <p>REQUIRED SIGNATURES ON THE F-9A</p> | <p>The F-9A must be signed by the firearms instructor that conducted the classroom activity, the firearms instructor conducting the range activity and the agency head. The firearms instructor that taught the classroom portion MAY sign their own F-9A ONLY for the classroom portion. If the training is conducted on-line, the classroom signature requirement must be signed by a firearms instructor who must see proof of completion of the block of instruction and proof of passing the required test.</p> | <p>The F-9A must be signed by the firearms instructor that conducted the classroom activity, the firearms instructor conducting the range activity and the agency head. The firearms instructor that taught the classroom portion MAY sign their own F-9A ONLY for the classroom portion. If the training is conducted on-line, the classroom signature requirement must be signed by a firearms instructor who must see proof of completion of the block of instruction and proof of passing the required test.</p> |
| <p>HIGHER STANDARD (above 70% qualification)</p> | <p>Officers required to meet higher standard if set by agency.</p> | <p>Justice officers required to meet higher standard if set by agency.</p> |
| <p>'APPROVED' COURSE OF FIRE</p> | <p>Not required.</p> | <p>Not required.</p> |
| <p>RELEASE OF FIREARMS QUALIFICATION SCORES UNDER PUBLIC RECORDS LAW</p> | <p>May not release.</p> | <p>May not release.</p> |
| <p>ROLE OF FIREARMS INSTRUCTOR</p> | <p>Conduct required training Call courses of fire Grade or score targets Complete required documentation - F9A, F9R</p> | <p>Conduct required training Call courses of fire Grade or score targets Complete required documentation - F9A, F9R</p> |

| | | |
|----------------------------|---|---|
| ROLE OF AGENCY HEAD | Insure review of departmental policy regarding use of force. Submit Form F-9 by Jan. 15 of each calendar year. Insure compliance of all rules regarding documentation and authority to carry weapons. | Maintain copies of all courses of fire. Submit In-Service Compliance Form F-2100 by Jan. 15 of each calendar year. Insure compliance of all rules regarding documentation and authority to carry weapons. |
|----------------------------|---|---|

| | | |
|--|--|---|
| COURSE OF FIRE REQUIREMENTS | <u>Day Handgun</u> | <u>Day Handgun</u> |
| | Distance: 3-25 yards | Distance: 3-25 yards |
| | Positions: Standing Kneeling Prone Barricade | Positions: Standing Kneeling Prone Barricade |
| | Timed Fire: Required | Timed Fire: Required |
| | <u>Night Handgun</u> | <u>Night Handgun</u> |
| | Distance: 3-15 yards | Distance: 3-15 yards |
| Light Conditions: Variable from total darkness to all available light. | Light Conditions: Variable from total darkness to all available light. <i>Flashlight is required at the five yard line.</i> | |
| Positions: Standing Kneeling | Positions: Standing Kneeling | |
| Minimum Rounds: 30 | Minimum Rounds: 30 | |
| Shots per yard line: "Reasonable ratio" at least as stringent as BLET course of fire. | Shots per yard line: "Reasonable ratio" at least as stringent as BLET course of fire. | |
| <u>Shotgun</u> | <u>Shotgun</u> | |
| Required day and night if carried using duty/BE ammunition. Minimum 10 rounds standing and kneeling at a distance to be determined by the agency. <u>Handheld or gun mounted lights may be used throughout the night course of fire.</u> | Required day and night if carried using duty/BE ammunition. Minimum 10 rounds standing and kneeling at a distance to be determined by the agency. <u>Handheld or gun mounted lights may be used throughout the night course of fire.</u> | |
| <u>Combat Day & Night</u> | <u>Combat Day & Night</u> | |
| Required. | Required. | |
| <u>Rifle/Specialty Weapons</u> | <u>Rifle/Specialty Weapons</u> | |
| Required if carried day and night. Minimum 30 rounds standing, kneeling and prone. | Required if carried day and night. Minimum 30 rounds standing, kneeling and prone. | |
| <u>Shots per yards line:</u> Approximately 25% of rounds fired from; *15 yards, *25 yards, *50 yards, *Any distance determined by agency. | <u>Shots per yards line:</u> Approximately 25% of rounds fired from; *15 yards, *25 yards, *50 yards, *Any distance determined by agency. | |
| <u>Handheld or gun mounted lights may be used throughout the night course. (does NOT apply to sniper rifles)</u> | <u>Handheld or gun mounted lights may be used throughout the night course. (does NOT apply to sniper rifles)</u> | |

Purchase of a Handgun by a N.C. Law Enforcement Officer

Officers may purchase a handgun if the officers are authorized by law to carry firearms, and if the officers identify themselves to the vendor or donor as being officers authorized by law to carry firearms and provide any of the following:

- (1) A letter signed by the officer's supervisor or superior officer stating that the officer is authorized by law to carry a firearm.
- (2) A current photographic identification card issued by the officer's employer.
- (3) A current photographic identification card issued by a State agency that identifies the individual as a law enforcement officer certified by the State of North Carolina.
- (4) A current identification card issued by the officer's employer and another form of current photographic identification.

Note: Not all firearms dealers will honor this and will sometimes still require a CCH permit or pistol purchase permit.

Concealed Carry for Law Enforcement Officers

For agencies that allow officers to carry concealed weapons off duty, the following issues will apply.

1. Pursuant to Firearms In-Service qualification requirements of the Criminal Justice and Sheriff's Commissions, the officer must qualify with **ALL** weapons that they carry off duty using the same standards required for a duty weapon. If the officer is carrying concealed pursuant to a NC concealed carry permit (G.S. 14-415.10 et.seq.), that authority of the law does not require the person to qualify with each weapon carried.
2. If a qualified sworn officer elects to obtain a Concealed Carry Permit pursuant to (G.S. 14-415.10, et.seq.) the officer may not be required to complete the training course as required by G.S. 14-415.12(a)(4). This applies to all sworn officers who are:
 - a. Employed by a local, State or company police agency in North Carolina and are authorized by the agency to carry a handgun in the course of duty.
 - b. The individual is not the subject of disciplinary action by the agency that prevents the carrying of a handgun.
 - c. The individual meets the requirements established by the agency regarding handguns.

This exemption from the safety class requirement also applies to "Qualified Former Sworn Law Enforcement Officers," defined as "an individual who retired from service as a law enforcement officer with a local, State or campus police agency in North Carolina, other than for reasons of mental disability, who has been retired as a sworn law enforcement officer two years or less from the date of the permit application, and who satisfied all of the following:

- a. Immediately before retirement, the individual was a qualified law officer with a local, State or company police agency in North Carolina.
 - b. The individual has a non-forfeitable right to benefits under the retirement plan of the agency as a law enforcement officer.
 - c. The individual is not prohibited by State or federal law from receiving a firearm."
4. G.S. 14-269(b) allows a sworn law enforcement officer to carry weapons off duty so long as the officer does not consume alcohol or an unlawful controlled substance or while alcohol or unlawful controlled substances remain in the officer's body. Written regulations filed by the agency head are no longer required. G.S. 14-269.2 allows officers carrying pursuant to G.S. 14269(b) to do so on educational property. * G.S. 14-415.22 provides that a person who may lawfully carry a concealed weapon or handgun pursuant to G.S. 14-269(b) shall not be prohibited from carrying the concealed weapon or handgun on property on which notice is posted prohibiting the carrying of a concealed handgun, unless otherwise prohibited by statute, or by departmental policy.*

5. **Agency heads should remember that the requirement to cover use of force may now apply to the officer's right to use deadly force outside of their respective jurisdiction. Consequently, agencies may wish to consider instructing officers in the laws governing the use of deadly force and self-defense by civilians.**

Concealed Carry - Handgun Reference Chart

The following chart indicates where citizens, law enforcement officers and retired law enforcement officers may carry a concealed weapon based on having a concealed carry permit, having a policy regarding concealed carry or qualify under H.R. 218. & S. 1132

Column 1 lists areas where carrying a concealed weapon may be prohibited.

Column 2 indicates if officers are allowed to carry a concealed handgun in these areas.

Column 3 indicates if out of state officers qualified under H.R. 218 are allowed to carry a concealed handgun in these areas.

Column 4 indicates if retired NC officers qualified under H.R. 218 are allowed to carry a concealed handgun in these areas.

Column 5 indicates if Concealed Carry Handgun Permittees under G.S. 14-415.10 are authorized to carry a concealed handgun in these areas.

Column 6 indicates if separated officers qualified under H.R. 218, who hold a Concealed Carry Permit, and have met the standards of the N.C Criminal Justice Education and Training Standards Commission for separated officers are authorized to carry a concealed handgun in these areas.

The columns relating to officers carrying a concealed handgun pertains to off duty only.

The North Carolina General Assembly during the 2005 Session changed N.C.G.S. 14-269(b) and eliminated subsections (5) a and b. Agencies are no longer required to file with the clerk of superior court a copy of departmental regulations relating to carrying concealed firearms.

This change basically gives any sworn North Carolina law enforcement officer, full time or reserve, the right to carry concealed anywhere in North Carolina with the exception of on Federal Property, or while consuming alcohol or an unlawful controlled substance or while either are in the officer's body as long as that officer has qualified with that weapon in accordance with the Administrative Code however, any private entity may prohibit concealed carry by off-duty officers in NC by enacting the trespass statutes of North Carolina.

What this means is that the officer carrying off-duty cannot be charged with violating the concealed carry laws of NC but may be charged with trespassing if they enter or remain on said premises while in possession of their concealed handgun.

North Carolina Concealed Handgun Carry Chart Prohibited Carry Areas

| Carry Area | Individuals Authorized Pursuant to NCGS 14-269(b) | Out-of-State Officer HR218 | Concealed Carry Handgun Permittee NCGS 14-415.10 | Out-of-State Reciprocal Concealed |
|--|---|--|--|--|
| Educational Property | YES | YES – if secured in vehicle <u>unless</u> private educational property is posted | YES – if secured in vehicle <u>unless</u> private educational property is posted | YES – if secured in vehicle <u>unless</u> private educational property is posted |
| Where Alcoholic Beverages are Sold & Consumed | YES | YES – <u>unless</u> posted | YES – <u>unless</u> posted | YES – <u>unless</u> posted |
| Certain State Property & Courthouses (Does not address Legislative Office properties.) | YES | YES – <u>if</u> secured in vehicle | YES – <u>if</u> secured in vehicle | YES – <u>if</u> secured in vehicle |
| Parades or Funeral Processions | YES | YES – <u>unless</u> posted | YES – <u>unless</u> posted | YES – <u>unless</u> posted |
| Picket Lines, Private Healthcare Facilities | YES | NO | NO | NO |
| Posted Property | **SEE NOTE BELOW | NO | NO | NO |
| Law Enforcement or Correctional Facilities | YES | NO | NO | NO |
| Federal Property | NO | NO | NO | NO |
| While consuming alcohol or while alcohol or controlled substance is in the blood | NO | NO | NO | NO |
| Assembly where admission is charged | YES | YES – <u>unless</u> posted | YES – <u>unless</u> posted | YES – <u>unless</u> posted |
| State-owned Rest Areas | YES | YES | YES | YES |
| Posted Local Government Recreational Facilities | YES | NO | NO | NO |

A “YES” in the block indicates the person in that category can carry in the establishment listed.

A “NO” in the block indicates the person in that category cannot carry in the establishment listed.

****NOTE:** While carrying in this area may not be in violation of our concealed carry statutes, it may constitute a trespass violation in certain circumstances.

Individuals Authorized Pursuant to G.S. 14-269(b)

1. Officers and enlisted personnel of the armed forces of the United States when in the discharge of their official duties as such and when acting under orders requiring them to carry arms and weapons;
2. Civil and law enforcement officers of the United States;
3. Officers of the State or any county, city, or town, charged with the execution of the laws of the State when acting in the discharge of their official duties;
4. Officers and soldiers of the Militia and the National Guard when called to actual service and any National Guard member with a valid concealed handgun permit, who has been designated by the N.C. Adjutant General to carry firearms in the discharge of his/her duties;
5. Any person who is a district attorney, an assistant district attorney, or an investigator employed by the office of a district attorney and who has a concealed handgun permit issued in accordance with Article 54B of this Chapter or considered valid under N.C.G.S. § 14-415.24; provided that the person shall not carry a concealed weapon at any time while in a courtroom or while consuming alcohol or an unlawful controlled substance or while alcohol or an unlawful controlled substance remains in the person's body. The district attorney, assistant district attorney, or investigator must secure the weapon in a locked compartment when it is not carried on their person;
6. Any person who is a qualified retired law enforcement officer as defined in N.C.G.S. §14 - 415.10 and meets any one of the following conditions:
 - a. Is the holder of a NC concealed handgun permit,
 - b. Is exempt from obtaining a permit pursuant to N.C.G.S. §14-415.25,
 - c. Is certified by the North Carolina Criminal Justice Education and Training Standards Commission pursuant to N.C.G.S. §14-415.26.
7. Detention personnel or correctional officers employed by the State or a unit of Local government who park a vehicle in a space that is authorized for their use in the course of their duties may transport a firearm to the parking space and store that firearm in the vehicle parked in the parking space, provided that: (i) the firearm is in a closed compartment or container within the locked vehicle; or (ii) the firearm is in a locked container securely affixed to the vehicle;
8. State probation or parole certified officers and State correctional officers, when off-duty, provided that an officer does not carry a concealed weapon while consuming alcohol or an unlawful controlled substance or while alcohol or an unlawful controlled substance remains in the officer's body;
9. Sworn law enforcement officers, when off duty, provided that an officer does not carry a concealed weapon while consuming alcohol or an unlawful controlled substance or while alcohol or an unlawful controlled substance remains in the officer's body;
10. A North Carolina district court judge, North Carolina Superior Court Judge, North Carolina magistrate or NC administrative law judge who has a concealed handgun permit, provided that the person cannot carry a concealed weapon at any time while consuming alcohol or an unlawful controlled substance or while alcohol or an unlawful controlled substance remains in the person's body. The judge or magistrate shall secure the weapon in a locked compartment when the weapon is not on their person;

11. Any person who is serving clerk or register of deeds with a valid concealed handgun permit, provided that the person cannot carry a concealed weapon at any time while consuming alcohol or an unlawful controlled substance or while alcohol or a controlled substance remains in their body. The clerk of court or register of deeds must secure the weapon in a locked compartment when the weapon is not on their person. This allowances does not apply to assistants, deputies or other employees of the clerk or register of deeds.
12. Any individual with a valid concealed handgun permit (under either North Carolina Law or the law of issuance) provided the weapon is a handgun, is in a closed compartment or container within the person's locked vehicle, and the vehicle is in a parking area that is owned or leased by state government.

Federal Law Relating to Concealed Carry by Law Enforcement Officers

On July 22, 2004 H.B. 218 was signed into law, referred to as "The Law Enforcement Officers' Safety Act of 2004." This law, codified as Public Law No. 108-277 amends Title 18 of the United States Code to allow certain qualified current and former law enforcement officers to carry concealed handguns.

This law provides, "Notwithstanding any other provision of the law of any state or any political subdivision thereof, an individual who is a qualified law enforcement officer and who is carrying the identification required...may carry a concealed firearm...subject to the restriction that:

- (1) Private persons or entities may prohibit or restrict the possession of concealed firearms on their property; or
- (2) Any state or local government may prohibit or restrict the possession of firearms on its property, installation, building, base, or park."

Several changes reflected in this section were made in October of 2010 with the implementation of S. 1132.

Active Officers

The term qualified law enforcement officer means an employee of a governmental agency who is authorized by law to engage in or supervise the prevention, detection, investigation, or prosecution of, or the incarceration of any person for, any violation of law, and has statutory powers of arrest. The person must be authorized by the agency to carry a firearm and not be the subject of any disciplinary action by the agency. Additionally, the person must meet the standards established by the agency which require the employee to regularly qualify in the use of a firearm. The officer may not be under the influence of alcohol or another intoxication or hallucinatory drug or substance while carrying the firearm and must not be prohibited by federal law from receiving a firearm.

A qualified law enforcement officer must be an employee of a governmental agency, therefore private police or campus police for a private institution, would not qualify for this allowance. Additionally, the qualified law enforcement officer must have broad powers of arrest for "any violation of the law." Since the definition also requires that the officer be authorized by the agency to carry a firearm, deputy sheriffs in a non-gun carrying status would not fit this definition.

The law requires officers to carry a photographic identification issued by the governmental agency for which the individual is employed as a law enforcement officer. Additionally, officers would be restricted from carrying pursuant to this authority any machine gun or suppressor, or destructive device as defined by 18 U.S.C. § 921.

Separated Officers

Similar authority is granted to certain qualified separated law enforcement officers. A separated law enforcement officer is defined as an individual who separated in good standing from service with a public agency as a law enforcement officer, other than for reasons of mental instability. Before such separation, the former officer must have been authorized by law to engage in or supervise the prevention, detection, investigation, or prosecution of, or the incarceration of any person for, any violation of law, and have had statutory powers of arrest.

Additionally, before separation the officer must have been regularly employed as a law enforcement officer for an aggregate 10 years or more, or separated from service with the agency, after completing any applicable probationary period of such service due to a service connected disability, as determined by the agency. As with current officers, separated officers are similarly restricted from carrying machine guns, suppressors, or destructive devices. The separated officer must not be under the influence of alcohol or other intoxicating substances while carrying concealed and must not be prohibited from federal law from receiving a firearm.

As with current officers, only those separated from governmental units would qualify. In order to carry under this provision the separated officer must possess retired/separated identification documents from the agency and proof the officer has qualified with their firearm within the last 12 months. The identification required for retired /separated officers must be a photographic identification issued by the agency from which the individual retired, or was separated from, that indicates that the individual has, not less recently than one year before the date the individual was carrying a concealed firearm, been tested or otherwise found by the agency to meet the standards established by the agency for training and qualification for active law enforcement officers to carry a firearm.

If the officer's former agency does not perform firearms qualification for their retirees or separated officers, the law has one other avenue for the retired/separated officer to explore. The retired/separated officer, in addition to carrying photographic identification issued by the agency from which the individual retired, could see if the state in which the individual resides could issue a certification to the retired/separated officer that indicates that the individual has within the last one year been tested and found by the State to meet the standards for firearms qualification.

In North Carolina, 17C gives the authority to conduct this program to the North Carolina Criminal Justice Education and Training Standards Commission. The following pages will answer the "Frequently Asked Questions" as well as provide a copy of the qualification form (F-9R) required for all out of state officers who qualify in North Carolina and for all officers from North Carolina who do not qualify with their agency.

Relevant Administrative Code

SUBCHAPTER 9H - QUALIFIED RETIRED LAW ENFORCEMENT OFFICERS

SECTION .0100 - FIREARMS QUALIFICATION CERTIFICATION PROGRAM

12 NCAC 09H .0101 PURPOSE

The Commission hereby establishes rules to allow for the firearms qualification certification of qualified retired law enforcement officers, as defined in G.S. 14-415.10, who are authorized by federal law, Section 926C of Title 18 of the United States Code, to lawfully carry handguns concealed. The Rules in this Section establish the method by which a qualified retired officer shall be tested to determine whether the officer meets the standards established by the State for training and qualification for active law enforcement officers to carry a firearm of the same type as the concealed firearm. The Rules in this Section do not apply to qualified retired law enforcement officers who complete the required training and firearms qualification with the agency from which they retired.

*History Note: Authority G.S. 17C-6; 14-415.10; 14-415.25; 14-415.26
Eff. April 1, 2009;*

12 NCAC 09H .0102 MINIMUM TRAINING SPECIFICATIONS

- (a) Each qualified retired law enforcement officer must qualify with each handgun he/she will carry in accordance with the standards outlined in 12 NCAC 09E .0105(1) and 12 NCAC 9E .0106 (a), (c), (e), (f) and (g), which shall be incorporated in classroom instruction and firearms qualification on the firing range utilizing the course of fire from the a Specialized Firearms Instructor Training Manual. (b) In addition to the standards set out in Rules 9E .0105 and .0106, each qualified retired law enforcement officer shall also receive a minimum of two (2) hours of instruction on the North Carolina laws of self-defense and the use of force by private citizens, detention of persons by private persons, and assistance to law enforcement officers by private persons. (c) Qualified retired law enforcement officers shall qualify with each handgun that will be carried concealed at least once every 12 months. For the purpose of this rule, handgun shall include semi-automatic pistols or revolvers.

*History Note: Authority G.S. 17C-6; 14-415.10; 14-415.25; 14-415.26
Eff. April 1, 2009;*

12 NCAC 09H .0103 INSTRUCTORS

- (a) Only instructors who hold Specialized Instructor Certification in Firearms issued by the Criminal Justice Education and Training Standards Commission as outlined in Rules 09B .0302 and 09B .0304 may conduct the firearms qualification training as specified in Rule 9H .0102. (b) Each instructor specified in 9H .0103(a) shall record and retain the firearms qualification scores for each qualified retired law enforcement officer trained by the instructor for a period of five years. These scores shall not be transmitted to the Criminal Justice Standards Division unless requested but must be available for inspection by Criminal Justice Standards Division representatives at reasonable times. If the instructor is conducting training on behalf of a North Carolina governmental law enforcement agency, the North Carolina Justice Academy, or a North Carolina Community College, the institution shall maintain the records in lieu of the instructor in order to comply with this rule. (c) Upon successful qualification, the instructor shall sign and date the Retired Law Enforcement Officers Firearms Qualification Certification Application Form (F-9R) attesting to the successful qualification.

*History Note: Authority G.S. 17C-6; 14-415.10; 14-415.25; 14-415.26
Eff. April 1, 2009;*

12 NCAC 09H.0104 SANCTIONS

(a) The Commission shall deny or revoke the applicant for firearms qualification certification or the qualified retired law enforcement officer's firearms qualification certification when the Commission finds the applicant or retired officer has willfully and intentionally falsified any application or documentation required for qualification certification. Any applicant or qualified retired law enforcement officer denied or revoked may request an administrative hearing with the Commission subsequent to the summary denial or revocation in accordance with G.S. Chapter 150B, Article 3A.

(b) The Commission may deny or suspend the applicant or retired law enforcement officer's firearms qualification certification when the Commission finds the applicant or retired officer:

(1) has failed to successfully complete the required training or qualification specified in Rule 9H .0102; or

(2) is ineligible to receive and possess firearms under federal or state law. (c) Before taking action, the Standards Division shall investigate the alleged violation of Rule 9H .0104(b) and present a report of its findings to the Probable Cause Committee of the Commission. (d) The Probable Cause Committee may:

(1) direct the Standards Division to conduct a further investigation of the alleged violation;

(2) direct the Standards Division to conduct an administrative hearing in the matter, pursuant to 12 NCAC 9A .0107 and 26 NCAC 3; or

(3) determine the appropriate sanctions against the violator pursuant to paragraphs (f) and (g) below.

(e) Denials or revocations in accordance with Rule 9H .0104(a) are permanent. The retired officer is ineligible to ever receive firearms qualification certification from the Commission. (f) Denials or suspensions in accordance with Rule 9H .0104(b) are:

(1) until the applicant or retired officer has successfully completed the required training or qualification specified in Rule 9H .0102; or

(2) until the applicant or retired officer is eligible to receive or possess firearms under federal or state law.

(g) Any applicant or qualified retired law enforcement officer who receives firearms qualification certification under the Rules in this Section who becomes ineligible under any of the standards enumerated in Rule 9H .0104 shall notify the Criminal Justice Standards Division of such disqualification within ten (10) calendar days of the occurrence of the event.

*History Note: Authority G.S. 17C-6; 14-415.10; 14-415.25; 14-415.26
Eff. April 1, 2009;*

12 NCAC 09H .0105 FILING AND FEES

Each applicant for firearms qualification certification under the Qualified Retired Law Enforcement Officers Firearms Qualification Certification Program shall submit the following to the Commission:

(1) An original Commission-approved application form containing the applicant's notarized signature which attests that the applicant meets the definition of qualified retired law enforcement officer set forth in G.S. 14-415.10 and is eligible to receive or possess firearms under federal and state law. The application form must also include the signature of a Commission certified Specialized Firearms Instructor attesting that the applicant has met the training and qualification standards as specified in Rule 09H .0102 and lists the handguns with which the qualified retired officer qualified;

(2) A copy of the qualified retired officer's photographic identification indicating retirement status issued by the law enforcement agency from which the applicant retired; and

(3) A fee of fifty dollars (\$50.00) for the initial one-year qualification and a fee of twenty-five dollars (\$25.00) for the annual renewal thereafter. Applications and fees shall be submitted to:

Criminal Justice Standards Division
North Carolina Department of Justice
Post Office Drawer 149
Raleigh, NC 27602.

LEOSA Requirements – Retired/Separated Officers in NC

- Employment Requirement:** Aggregate of 10 years sworn status, full-time or reserve with a government agency. DOES NOT INCLUDE Non-Public law enforcement officers such as some private company police officers. The officers must have separated in “good standing.”
- Identification:** Picture identification indicating retired or separated, and proof of qualification within the last 12 months.
- Qualification Requirements:** Two options –
1. Return to the agency that you retired/separated from and qualify meeting the agency standards obtaining proof of qualification.
 2. Meet the standards of the state in which you reside. In North Carolina the mandates are below and must be conducted by a certified “Specialized Firearms Instructor”, certified by the North Carolina Criminal Justice Education and Training Standards Commission.
- Current In-Service Mandates:** Qualify both day and night with handgun
- Minimum of 30 Rounds
- Day course includes fire from 3 yds. to 25 yds. and must have similar ration of shots fired from each yard line as the BLET Day Qualification course. Must have standing, kneeling, prone, barricade. All first rounds per stage are from the holster.
- Night course includes fire from 3 yds. to 15 yds. with light conditions of total darkness to all available light. Must have similar ration of shots fired from each yard line as the BLET Night Qualification course. Must have standing and kneeling positions of fire. All first rounds per stage are from the holster.
- Day and night Combat Courses are required.
- Physical Requirements:** Individuals must be able to get in and out of each position unassisted.
- Continuation of LEOSA** The federal law does not contain language regarding continued qualification as a retiree. If the officer qualifies in a year and then fails to qualify for a couple of years (etc.)

therefore, he/she may qualify again meeting the NC standards to carry via the LEOSA option. During the period that they did not qualify, they are not authorized to carry a concealed weapon under LEOSA. They may however carry with a valid concealed carry permit. Retired officers may qualify and carry under LEOSA at any point in their retirement.

State Qualification Standards:

Qualify with each handgun you carry on both a day and night course of fire.

Course of fire must be a minimum of 30 rounds.

Day course must include standing, kneeling, barricade and prone positions, and distances of 3 to 25 yards.

Night course must include standing and kneeling and variable light conditions from total darkness to all available light, with distances of 3 to 15 yards.

Shots fired from each yard line must represent a reasonable ratio of the shots fired at each yard line of the BLET courses of fire.

Training will include the same topics as annual in-service qualification for sworn officers in addition to a minimum of TWO hours of instruction on North Carolina laws of self defense and the use of force by private citizens, detention of persons by private persons and assistance to law enforcement officers by private persons.

Qualification for Retired Law Enforcement officers is for a twelve-month period, not a calendar year.



RETIRED LAW ENFORCEMENT OFFICER FIREARMS QUALIFICATION APPLICATION



Type of Application (Check One): Initial Renewal

Form F-9R (6/14)

Name: _____
Last First Middle

Primary Address: _____
Street/P.O. Box City State Zip Code

Primary Phone Number: (____) _____ E-mail Address: _____

Date of Birth: _____ Sex: M F Last Four (4) Digits of Social Security Number: _____

Law Enforcement Agency From Which Retired: _____
Agency Name City State

Applicant's Certification

In making application to the North Carolina Criminal Justice Education and Training Standards Commission for Certification under the Qualified Retired Law Enforcement Officers Firearms Qualification Certification Program, I hereby attest to the following:

- I am a current resident of the State of North Carolina;
- I retired in good standing from service with a public agency located in the United States as a law enforcement officer, other than for reasons of mental instability;
- Prior to retirement, I was authorized by law to engage in or supervise the prevention, detection, investigation, or prosecution of, or the incarceration of, any person for any violation of law, and I had statutory powers of arrest;
- Prior to retirement, I was regularly employed as a law enforcement officer for a total of 10 years or more, or retired after completing probationary periods of service due to a service-connected disability, as determined by the agency;
- I have a vested right to benefits under the retirement plan of the agency from which I retired;
- I am eligible to receive or possess firearms under Federal and North Carolina Law;
- I am not under indictment or information in any court for a **felony**, or any other crime, for which the judge could imprison me for more than one year. (An information is the formal accusation of a crime by a prosecutor);
- I have not been convicted in any court of a **felony**, or any crime, for which the judge could imprison me for more than one year, even if I received a shorter sentence including probation;
- I am not a fugitive from justice;
- I am not an unlawful user of, or addicted to, marijuana, or any depressant, stimulant, or narcotic drug, or any other controlled substance;
- I have never been adjudicated mentally defective (which includes having been adjudicated incompetent to manage your own affairs) and have never been committed to a mental institution;
- I have never been discharged from the Armed Forces under **dishonorable** conditions;
- I am not subject to a court order restraining me from harassing, stalking, or threatening my child or an intimate partner or a child of such partner;
- I have never been convicted in any court of a misdemeanor crime of domestic violence;
- I have never renounced my United States citizenship; and,
- I am not an alien illegally in the United States.

STATE OF NORTH CAROLINA COUNTY OF _____

I hereby certify that each and every statement made on this form is true and complete and I understand that any misstatement or omissions of information will subject me to disqualification, suspension or revocation of my certification. I further understand that any intentional and willful misrepresentation on this form may result in criminal prosecution.

This the _____ day of _____, 20____
Applicant's Signature

Subscribed and sworn before me, this the _____ day of _____, 20____

Notary Public - (Official Seal) My Commission Expires: _____, 20____

Training and Qualification Certification

Dates of Firearms Qualification: _____

Location: _____
Name of Facility City

Instructor's Name: _____

Instructor's Certification Number: _____ Date of expiration: _____
(located on instructor certificate)

Weapon(s) qualified with:

| | |
|--|--|
| 1) _____ Make Model _____ Day Score Night Score | 2) _____ Make Model _____ Day Score Night Score |
| 3) _____ Make Model _____ Day Score Night Score | 4) _____ Make Model _____ Day Score Night Score |

As a certified Specialized Firearms Instructor, I hereby attest that the above named applicant has successfully completed the North Carolina Criminal Justice Education and Training Standard Commission's "Retired Law Enforcement Officers Firearms Qualification Certification Course" as prescribed in 12 NCAC 09H .0102 of the North Carolina Administrative Code and has successfully qualified with the handgun(s) indicated above.

Instructor's Signature Date

Application Process

The original completed and notarized application must be submitted along with the following attachments:

- A copy of your photographic identification indicating retirement status issued by the law enforcement agency from which you retired; and
- A certified check or money order for certification fees made payable to the North Carolina Department of Justice. [\$50.00 for an initial one-year qualification application or \$25.00 for an annual renewal application].

The completed application, required supporting documentation and fees should be submitted to:

Criminal Justice Standards Division
North Carolina Department of Justice
P.O. Drawer 149
Raleigh, NC 27602

SEPARATED LAW ENFORCEMENT OFFICERS FIREARMS QUALIFICATION CERTIFICATION PROGRAM

FREQUENTLY ASKED QUESTIONS

In order to comply with H.R. 218, and which allows qualified and trained separated law enforcement officers to carry concealed firearms nationwide, the North Carolina General Assembly ratified House Bill 1231 on August 1, 2007. The bill was signed into law on August 27, 2007 and became effective on December 1, 2007. The Criminal Justice Education and Training Standards Commission was tasked with developing and implementing a statewide program to “establish standards and guidelines for the annual firearms certification of qualified separated law enforcement officers.” As a result, the Commission requested a new Sub-Chapter of the North Carolina Administrative Code, Title 12, Chapter 9, Sub-Chapter 09H. The new Sub-Chapter 09H, Sections .0101-.0105 became effective April 1, 2009.

The Criminal Justice Standards staff has developed the application form and identification card for separated officers who will participate in this program. The following is for Law enforcement agency heads, school directors, specialized firearms instructors and interested parties in preparing to advise individuals who may be interested in this program:

1. ***What is the federal requirement?***

Qualified separated officers may legally carry concealed firearms if he/she possesses a certification “issued by the State” in which the individual resides that indicates that the separated officer has, within the past year, been tested or otherwise found “by the State” to meet the standards established by the State for training and qualification for active LEOs to carry a firearm of the same type as the concealed firearm.

2. ***Why do the rules not apply to separated officers who complete the required training and qualification from the agency from which they retired?***

Officers in this category would have met the requirements specified in the Federal legislation (H.R. 218 & S. 1132) and they would **NOT** have to apply with the Commission for certification of their qualification.

3. ***What does North Carolina HB 1231 specify about annual qualifications?***

Separated officers may qualify with the agency from which they separated and meet the federal standards, or they may meet the State requirements established by the CJ Standards Commission and receive certification from the Commission through this program.

4. ***Who established the standards for the Separated Law Enforcement Officers Firearms program?***

A joint committee, which included representatives of the Criminal Justice Standards Commission and the Sheriffs’ Standards Commission, was established to develop standards. The recommended standards were accepted by the CJ Standards Commission and proposed administrative rules were drafted. The program will be administered by the Commission staff with the CJ Standards Division.

5. ***What training must the separated officer complete?***

The separated officer must complete the current Commission-mandated In-Service Firearms Training & Qualification. Currently, the in-service program requires four (4) credits of annual training on safety, marksmanship fundamentals and use of force, plus qualification on the firing range with duty weapons to include a day and night combat course. An additional two (2) hours of training will be required on the North Carolina laws of self defense and use of force by private citizens, detention of persons by private persons, and assistance to law enforcement officers by private persons.

6. ***Why does the law require separated officers to qualify with each handgun he/she will carry rather than the type of weapon the officer will carry?***

H.R. 218 & S. 1132 specifies that the individual must meet the State's standards for training and qualification for active law enforcement officers to carry firearms. 12 NCAC 09E .0106 (Commission's in-service rule) requires officers to qualify with their individual and departmental approved handgun(s) at least once each year.

7. ***Does a Criminal Justice Commission Certified Law Enforcement Specialized Firearms instructor have to conduct the training?***

Yes. Only Commission certified Law Enforcement Specialized Firearms Instructors will be authorized to conduct training and qualification.

8. ***Are there any fees to become certified under the Separated Law Enforcement Officers Firearms Certification program?***

Yes. The initial certification fee for separated officers participating in this program is \$50.00 and an annual renewal fee of \$25.00.

9. ***Will the Criminal Justice Commission regulate the amount instructors charge separated officers to complete the training and qualification?***

No, the Criminal Justice Commission has no statutory authority to do so.

10. ***What paperwork must the separated law enforcement officer supply to Criminal Justice Standards when applying?***

Separated officers must submit an application to the Criminal Justice Standards Division which includes an affidavit attesting that the individual is separated in good standing as per specifics of H.R. 218 and S. 1132, and that he/she is eligible to receive or possess firearms under Federal and State laws. The applicant must also attest to various other qualifying requirements and provide a copy of the separated officer's photo ID confirming their separated status. A current CJ certified Firearms Instructor must sign the individual's application to attest that the training requirements have been met.

11. ***Who must maintain the records of training and qualification on retired officers applying under this program?***

The Commission's rules require the instructor conducting the training and qualification to maintain records of such for a period of five (5) years. The records will not be sent to CJ Standards unless a specific request is made for same by CJ Standards staff, however, the records must be available for inspection by a CJ Standards representative at reasonable times. In cases where instructors are conducting training on behalf of a NC governmental law enforcement agency, the NC Justice Academy, or a NC Community College, the records shall be maintained by the agency or institution in lieu of the instructor.

12. ***How often must a separated officer qualify with their weapons and renew their certification?***

Separated officers must qualify "during the most recent 12 month period."

13. ***What is the difference between this program and the Concealed Carry Handgun program?***

The Concealed Carry Handgun permit allows an individual to carry concealed within North Carolina in permissible areas as well as those states who have reciprocity agreements with North Carolina. The Separated Law Enforcement Officers qualification certification allows for individuals to carry a concealed handgun nationwide in permissible areas.

***Note:** Please refer to the "Concealed Carry - Handgun Reference Chart" for information on allowances and restrictions for carrying concealed weapons in North Carolina for law enforcement officers, out-of-state law enforcement officers, separated law enforcement officers, holders of concealed carry handgun permits and out-of-state reciprocal concealed carry handgun permit holders.

Exemptions from the required CCH Safety Class

1. Current North Carolina Sworn Law Enforcement Officer

NOTE: Out of state sworn law enforcement officers are not exempt from taking the CCH safety class

2. Former North Carolina Sworn Law Enforcement Officer who has retired within the last two years.

NOTE: Out of state former sworn law enforcement officers are not exempt from taking the CCH safety class

3. A retired NC State correctional officer who has retired within the last two years.

NOTE: A currently employed N.C. Dept. of Public Safety DAC Correctional Officer is NOT exempt from taking the CCH Safety Class.

4. A retired N.C. probation or parole certified officer who has retired within the last two years.

NOTE: A currently employed N.C. Dept. of Public Safety DAC Parole or Probation Officer is NOT exempt from taking the CCH Safety Class.

5. Any individual who is licensed by the N.C. Private Protective Services Board as an armed security guard who also has a firearms registration permit issued by the Board.

6. Any officer who has retired, and is authorized to carry concealed firearms under LEOSA, (in state or out) who has qualified meeting the N.C. standard for active law enforcement within the last twelve months at the N.C. agency they retired from or received the certification from the N.C. Criminal Justice Education and Training Standards Division. NOTE: The LEOSA certification doesn't allow for the purchase of pistols as the CCH permit does.

Authorized to Purchase a Handgun Without a Pistol Purchase Permit

1. Concealed Carry Permittees who are residents of N.C. with a valid North Carolina issued Concealed Carry Permit.

NOTE: Does not apply to concealed carry permits issued out of state.

2. Currently sworn North Carolina law enforcement officers (State, County, Municipal, N.C. Company and Campus Police) with a letter from a superior officer stating that the officer is authorized to carry a firearm, or a current photographic identification card issued by the officer's employer.

3. A North Carolina Parole or Probation officer with a letter from a superior officer stating that the officer is authorized to carry a firearm, or a current photographic identification card issued by the officer's employer.

NOTE: Does not apply to N.C. Correctional Officers

NOTE: Does not apply to Armed Security Officers licensed by the N.C. Private Protective Services Board.

NOTE: Does not apply to those with the LEOSA card, only the exemption from the CCH Safety class. They must still apply for the CCH permit and if they are from out of state, they do not qualify for the reduced rate of \$45 for the initial permit and \$40 for a renewal that NC retired law enforcement officers and can get.

North Carolina Concealed Carry Reciprocity

North Carolina recognizes all concealed carry permit issued by any other state. N.C. law does not define "state" in this context, however federal law defines a "state" to include the District of Columbia or any U.S. Territory. The validity of permits issued out of state will be determined by the laws of that state. The fact that someone has established residency in North Carolina DOES NOT necessarily invalidate a permit issued outside of North Carolina. The only time an out of state permit would be invalid after the permittee moves to N.C. would be if the issuing state requires residency in that state for the permit to remain valid. A North Carolina permit issued to a resident of North Carolina remains valid for five years, regardless as to whether the person continues to be a resident of North Carolina.

TARGET INFORMATION

For the purpose of in-service firearms qualification, there is **NO** restriction on the type of target to be used, as is in BLET, where the B-27 target is mandated. The following pages reflect several types of targets that an agency may wish to utilize. Targets are available from most of the law enforcement suppliers in North Carolina.

Other sources of targets are:

Speedwell Targets 1-800-243-8274
136 Lincoln Blvd.
Middlesex, NJ 08846 FAX 1-201-560-7475
www.speedwelltargets.com

Caswell International Corp. 1-612-379-2000
1221 Marshall Street
Minneapolis, MN 55413

Realistic Training Systems, Inc. 1-507-334-7241
PO Box 254
Fairbault, MN 55021

National Target, Inc.
4960 Wyaconda Rd.
Rockville, MD 20852
www.nationaltarget.com

Law Enforcement Targets, Inc. 1-800-779-0182
1621 E. Hennepin Dr. FAX 1-612-825-3043
Minneapolis, MN 55414
www.letargets.com

Qualification Targets 763-498-8228
9800 Garden Lane
Rogers, MN 55374-9774
www.targets.net

Savage Range Systems/Porta Target 1-800-370-0712
100 Springdale Rd.
Westfield, MA 01085
www.info@SavageRangeSystems.com

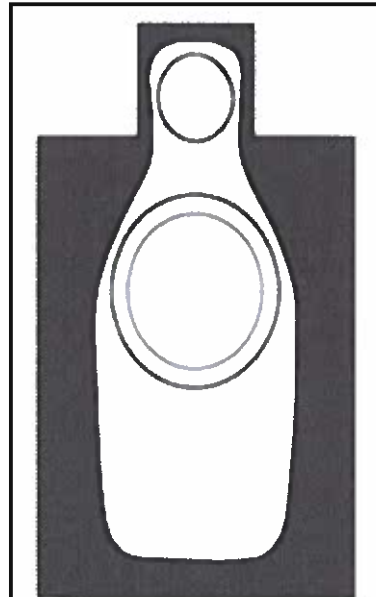

Alco Target Company 888-258-4814
2048 Central Avenue
Duarte, CA 91010
www.alcotarget.net

Plumfire Press Inc.516-758-4063
30-A Grove Avenue
Patchogue, NY 11772-4112

Action Target Inc.810-377-8033
Box 636
Provo, UT 84603-0636
www.actiontarget.com

Agencies may wish to use standard "Bulls Eye" targets for rifle and sniper rifle qualification. These may be purchased or made by the agency.

B-60CE



LTR-11 BLUE


TQ-19 BLUE



B-22E BLACK



LEAH-21



LEAH-36


SEU



LE-26



LE-7



Use of Reduced Size Targets

Due to the increase in the use of indoor ranges that do not have the length required to shoot the twenty-five (25) yard line, the North Carolina Criminal Justice Education and Training Standards Commission was asked to address this issue. The issue was referred to the Firearms Revision committee by the Commission's Education and Training Committee.

The following conditions on the use of the reduced size targets were approved by both the Education & Training committee and the full North Carolina Criminal Justice Education and Training Standards Commission.

1. Use of the reduced size target can **ONLY** be used for In-Service Firearms training and **NOT** for Basic Law Enforcement Training.
2. The range must have a minimum distance of fifteen (15) yards.
3. If the range you are utilizing has a twenty-five (25) yard shooting line, use of the reduced size targets would not be allowed.
4. The reduced size target would only be used to simulate shooting at the twenty-five (25) yard line while actually shooting from the fifteen (15) yard line.
5. Shooters would be required to shoot a full size target on all stages except the twenty-five (25) yard line stage, thus requiring each shooter to engage a regular target on all stages up to the twenty-five (25) yard line stage, and a reduced target from the fifteen (15) yard line to simulate the twenty-five (25) yard line stage.
6. The reduced size target would have a reduction rate of forty percent (40%) in the maximum height and width of the shooting area of the original target.

EXAMPLE: If the maximum height of the shooting area of your current target is 40" and the maximum width of the shooting area is 20", the new target would have a maximum height of 24" and width of 12".

To determine the correct dimensions, multiply the current height and width by .6 to determine the new reduced size when shooting from the fifteen (15) yard line.

**NORTH CAROLINA CRIMINAL JUSTICE
EDUCATION AND TRAINING
STANDARDS COMMISSION**

**TITLE 12 NCAC SUBCHAPTER 9E
IN-SERVICE TRAINING PROGRAMS**

SUBCHAPTER 9E - IN-SERVICE TRAINING PROGRAMS

SECTION .0100 - LAW ENFORCEMENT OFFICER'S IN-SERVICE TRAINING PROGRAM

12 NCAC 09E .0101 PURPOSE

In order to ensure a minimum level of proficiency in specific topical areas for law enforcement officers serving the governmental agencies within the state, the Commission establishes the law enforcement officers' annual in-service training program.

*History Note: Authority G.S. 17C-6; 17C-10;
Eff. July 1, 1989.*

12 NCAC 09E .0103 DEPARTMENT HEAD RESPONSIBILITIES: ANNUAL IN-SERVICE TRAINING

The Department head shall ensure that the annual in-service training is conducted according to specifications as outlined in Rules 09E .0105 and 09E .0106. In addition, the Department head or designated representative:

- (1) shall review departmental policies regarding the use of force during the agency's annual in-service training program. The Department head or designated representative shall certify that this review has been completed by submitting a Commission form to the Criminal Justice Standards Division; and
- (2) shall report to the Criminal Justice Standards Division once each calendar year a roster of all law enforcement officers who fail to successfully complete the annual in-service training and firearms qualification and shall certify that all law enforcement officers in the agency not listed did successfully complete the training. This roster shall reflect the annual in-service training and firearms qualification status of all law enforcement officers employed by the agency as of December 31 of each calendar year and shall be received by the Criminal Justice Standards Division no later than the following January 15th; and
- (3) shall maintain in each officer's file documentation on a Commission form that the officer has completed the annual in-service training requirement; and
- (4) shall, where the officer fails to successfully qualify with any of the weapons specified in Rule 09E .0106(a) and (b), prohibit access to such weapon(s) until such time as the officer obtains qualification; and
- (5) shall, where the officer fails to successfully qualify with any of the weapons specified in Rule 09E .0106(d), prohibit the possession of such weapon(s) while on duty or when acting in the discharge of that agency's official duties, and shall deny the officer authorization to carry such weapon(s) concealed when off-duty, except when the officer is on his own premises; and
- (6) shall, where the officer has access to any specialized or tactical weapon(s) not specifically covered in Rule 09E .0106(a) and (b), use industry accepted practices and procedures to ensure that officers authorized to use such weapon(s) are qualified. Where the officer fails to qualify, the agency head or designated representative shall restrict access to such weapon(s).

*History Note: Authority G.S. 17C-6; 17C-10;
Eff. July 1, 1989;
Amended Eff. January 1, 2005; January 1, 1995.*

12 NCAC 09E .0104 INSTRUCTORS: ANNUAL IN-SERVICE TRAINING

The following requirements and responsibilities are hereby established for instructors who conduct the law enforcement officers' annual in-service training program:

(1) The instructor shall hold Instructor Certification issued by the Commission as outlined in 12 NCAC 09B .0302, 09B .0304, and 09B .0306, except for instructors:

- (A) delivering CPR certifications that include cognitive and skills testing;
- (B) delivering use of equipment training conducted by a manufacturer, manufacturer's representative or a service provider and documented through a certificate of completion; or
- (C) delivering Incident Command System training for NIMS (National Incident Management System) compliance who are certified through FEMA (Federal Emergency Management Agency) as Incident Command Instructors.

In addition, each instructor certified by the Commission to teach in a Commission-accredited basic training, Speed Measuring Instrument Operator or Instructor training, Instructor or Specialized Instructor training, or Commission-recognized in-service training course shall remain competent in his or her specific or specialty areas. Such competence includes remaining current in the instructor's area of expertise, which may be demonstrated by completing all instructor updates issued by the Commission.

(2) Instructors who teach a required in-service training topic, other than a topic taught pursuant to Paragraph (1) of this Rule, or a Firearms Training and Qualification course pursuant to Rule .0105(a)(1) of this Section, shall achieve a passing grade on a topic specific test developed by the North Carolina Justice Academy or by the agency delivering the training. Instructors who teach a required in-service training topic online shall also complete the in-service training for the topic he or she will be teaching. Instructors who teach an in-service training topic in a traditional classroom format will receive credit toward their own in-service training requirements, provided that they pass all required tests and have their instruction documented by the Department Head or In-Service Training Coordinator once completed.

(3) The instructor shall deliver the training consistent with the specifications established in Rules 09E .0105 and .0106.

(4) The instructor shall report the successful or unsuccessful completion of training for each officer to the Department Head.

(5) When the officer fails to qualify with a weapon, the instructor shall inform the officer that the officer did not qualify and the instructor shall deliver a Commission form F-9A (Firearms Qualification and Record) to the officer that shall be signed by the officer. This form shall instruct the officer not to use the weapon and shall require the officer to notify the Department Head or designated representative within 24 hours of the failure to qualify. The instructor shall personally deliver this form or send the form by certified mail to the Department head or designated representative within 72 hours of the failure to qualify.

All Commission forms are available for download on the Criminal Justice Standards Division website:

<http://ncdoj.gov/About-DOJ/Law-Enforcement-Training-and-Standards/Criminal-Justice-Education-and-Training-Standards/Forms-and-Publications.aspx>.

History Note: Authority G.S. 17C-6; 17C-10;

Eff. July 1, 1989;

Amended Eff. July 1, 2016; May 1, 2014; February 1, 2013; April 1, 2008; January 1, 2006; January 1, 2005.

12 NCAC 09E .0105 MINIMUM TRAINING SPECIFICATIONS: ANNUAL IN-SERVICE TRAINING (Edited to show firearms regulations only)

(a) Annual firearms training and qualification shall be included in each law enforcement officer's annual in-service training courses. For the purposes of this Subchapter, a credit shall be equal to one hour of traditional classroom instruction. Specifically required:

(1) Firearms Training and Qualification (4 credits);

(b) The "Specialized Firearms Instructor Training Manual" published by the North Carolina Justice Academy shall be applied as a guide for conducting the annual in-service firearms training program. Copies of this publication may be inspected at the office of the:

Criminal Justice Standards Division
North Carolina Department of Justice
1700 Tryon Park Drive
Raleigh, North Carolina 27610

and may be obtained at the cost of printing and postage from the Academy at the following address:

North Carolina Justice Academy
Post Office Drawer 99
Salemberg, North Carolina 28385

History Note: Authority G.S. 17C-6; 17C-10;

Eff. July 1, 1989;

Amended Eff. January 1, 2005; November 1, 1998;

Temporary Amendment Eff. January 1, 2005;

Amended Eff. January 1, 2018; January 1, 2017; July 1, 2016; January 1, 2016; January 1, 2015; February 1, 2014; June 1, 2012; February 1, 2011; January 1, 2010; April 1, 2009; April 1, 2008; February 1, 2007; January 1, 2006.

12 NCAC 09E .0106 ANNUAL IN-SERVICE FIREARMS QUALIFICATION SPECIFICATIONS

(a) All certified law enforcement officers shall qualify for both day and night use with their individual and department-approved service handguns at least once each calendar year. For the purpose of this specification, service handgun shall include any semi-automatic pistol or revolver. In addition to the requirements specified in Rule .0105 of this Subchapter, the course of fire shall not be less stringent than the "Basic Training Law Enforcement Officers" course requirements for firearms qualification.

(b) If an officer's duty handgun is replaced the officer shall qualify both day and night with the new handgun within 15 days of issuance.

(c) All certified law enforcement officers who are issued or authorized to use a shotgun, rifle, or automatic weapon shall qualify with each weapon respectively for both day and night use at least once each calendar year.

(d) The qualifications required by Paragraphs (a) through (c) of this Rule shall be completed with duty equipment and duty ammunition or ballistic-equivalent ammunition, including lead-free ammunition that meets the same point of aim, point of impact, and felt recoil of the duty ammunition for all weapons.

(e) All certified law enforcement officers who are authorized to carry off-duty handguns shall qualify with each such handgun consistent with the specifications outlined in Rules .0105(1) and .0106(a) and (h) of this Section.

(f) To satisfy the training requirements for all in-service firearms qualifications, an officer shall attain at least 70 percent accuracy with each weapon.

(g) The qualifications required by Paragraphs (a) and (c) of this Rule shall be achieved at least once in a single day in no more than three attempts in a single day for each course of fire and for each weapon for which qualification is required. Individuals not qualifying in a single day for each course of fire or for a certain weapon for which qualification is required shall be deemed as having failed and Rule .0103(4) and (5) of this Section shall apply.

(h) The In-Service Firearms Qualification Manual as published by the North Carolina Justice Academy shall be applied as a guide for conducting the annual in-service firearms qualification. Copies of this publication may be inspected at the office of the agency:

Criminal Justice Standards Division
North Carolina Department of Justice
1700 Tryon Park Drive
Raleigh, North Carolina 27610

and may be viewed and downloaded at no cost from the Academy's website at the following address:

<http://www.jus.state.nc.us/NCJA>

History Note: Authority G.S. 17C-6; 17C-10;

Eff. July 1, 1989;

Amended Eff. January 1, 2019; April 1, 2018; January 1, 2006; January 1, 2005; November 1, 1998; March 1, 1992.

12 NCAC 09E .0107 FAILURE TO QUALIFY: ANNUAL IN-SERVICE FIREARMS TRAINING

(a) Where an officer is employed with an agency that establishes a higher standard for annual in-service firearms training than those specified in this Subchapter and the officer has failed to meet the requirements of the employing agency as of December 31 of each calendar year, such officer shall meet the requirements of this Rule and the higher standard of the employing agency for continued employment. Prior to transfer to another agency, the officer shall meet the requirements of this Rule and the requirements of the subsequent agency, if the subsequent agency requires a higher standard for annual in-service firearms training than those required in 12 NCAC 09E .0105(1) and .0106.

(b) Upon notification that an officer has failed to meet the requirements for in-service firearms training and qualification as specified in 12 NCAC 09E .0106(a) of this Subchapter, the law enforcement officer's certification shall be suspended.

(c) The suspended officer shall be granted limited enrollment in a presentation of the "Basic Law Enforcement Training" course to complete the firearms training topic.

(d) Such enrollment and successful completion must occur within the 12 month period following suspension of law enforcement officer certification.

(e) Failure to enroll and successfully complete the firearms training topic in a "Basic Law Enforcement Training" course within the prescribed 12 month period shall subject the officer to training evaluation as specified in 12 NCAC 09B .0403.

(f) No officer suspended under Paragraph (b) of this Rule may work as a certified law enforcement officer until:

(1) the department head or designated representative forwards to the Commission documentary evidence verifying that the officer has successfully completed the firearms training topic during a limited enrollment in a Basic Law Enforcement Training Course within the 12 month

period following suspension of law enforcement officer certification, and has successfully qualified with a duty weapon as required in 12 NCAC 09E .0106(a) and (b).
(2) the department head or designated representative and the officer receive from the Commission documentation that the Commission has terminated the suspension and reissued law enforcement certification to the suspended officer.

History Note: Authority G.S. 17C-6; 17C-10;

Eff. July 1, 1989;

Amended Eff. January 1, 2005; August 1, 2000; March 1, 1992; March 1, 1990.

**CRIMINAL JUSTICE EDUCATION AND TRAINING STANDARDS COMMISSION
NORTH CAROLINA SHERIFFS' EDUCATION AND TRAINING STANDARDS COMMISSION**

Sheriffs' Standards Division
PO Box 629
Raleigh, NC 27602
Telephone: (919) 779-8213
Fax: (919) 662-4515



Criminal Justice Standards Division
Post Office Drawer 149
Raleigh, NC 27602
Telephone: (919) 661-5980
Fax: (919) 779-8210

FIREARMS QUALIFICATION RECORD INSTRUCTIONS

Form F-9A (rev. 01.18)

This form must be utilized to record the annual In-Service Firearms Training and Qualification for each certified officer in compliance with 12 NCAC 9E .0100 or 12 NCAC 10B .2104. A copy must be maintained in each officer's personnel file at the employing agency, and must be available for inspection by a Commission Staff member. A copy must be attached to the F-5A and submitted to the Criminal Justice Standards Division for all new hires.

- SECTION I:** Must be completed for every officer.
SECTION II: Must be completed for every officer and signed and dated by the instructor(s).
SECTION III: Must be signed and dated by the officer.
SECTION IV: Must be signed and dated by the Agency Head or designated representative.
SECTION V: Must be completed and signed by the specific certified Specialized Firearms Instructor(s).

I. OFFICER'S NAME: _____ **SSN (Last 4):** _____

Certified by: NC Criminal Justice Education and Training Standards Commission: Yes No
Certified by: NC Sheriffs' Education and Training Standards Commission: Yes No

EMPLOYING/APPOINTING AGENCY: _____

II. FIREARMS INSTRUCTOR COMPLIANCE – CLASSROOM REQUIREMENT

As a Specialized Firearms Instructor, I do hereby certify that the officer listed above has completed the mandatory classroom portion of the in-service firearms training, as specified in 12 NCAC 9E .0105 or 12 NCAC 10B .2103 as applicable. Failure to complete this training requires that the agency head or designated representative be notified.

The classroom session was completed on _____ (date).

Print Name of Firearms Instructor

Signature of Firearms Instructor

Instructor #

Date Signed

III. ACKNOWLEDGEMENT OF QUALIFICATION SCORES:

I do hereby certify that I have been advised of my firearms qualification scores by the Specialized Firearms Instructor(s) indicated. I also understand that if I have failed to qualify with any weapons(s) required, I may not carry and/or have access to the weapon until such time as I have qualified. I further understand that I must notify my agency head or designated representative within 24 hours of my failure to qualify, and/or successfully complete the training portion as prescribed in 12 NCAC .9E .0105 or 12 NCAC 10B .2103 as applicable.

Signature of Officer

Date Signed

IV. AGENCY ACKNOWLEDGEMENT OF QUALIFICATION SCORES:

As agency head, or designated representative, the below signature acknowledges receipt of the above officer's qualification scores and attests that the above officer has satisfactorily completed training on this department's policies regarding the use of force, N.C. State law regarding the use of deadly force, relevant case law, and safety and marksmanship as required in 12 NCAC 9E .0105 or 12 NCAC 10B .2103. I understand that if the officer has failed to qualify with any weapon(s), then I must restrict access to all applicable weapon(s) until such time as the officer has qualified with same.

I certify that the in-service firearms training consisted of a minimum of four (4) hours/credits (For Criminal Justice Commission only.)

Signature of Agency Head/Designated Representative

Date Signed

****As a certified Specialized Firearms Instructor, I hereby certify that the officer listed below has attained the score(s) as documented below. I understand that if the officer has failed to qualify, then I must deliver a copy of this form to the officer's agency head or designated representative within 72 hours either in person, or by certified mail. ****

OFFICER'S NAME: _____ F-9A (rev. 01.18) NAME OR RANGE LOCATION: _____

V. SERVICE HANDGUN QUALIFICATION

| Date | Weapon Type | Make | Model | Caliber or Gauge | Serial # | Ammunition | Day(D) Night(N) | Score (%) or (P)(F) | Qualify Yes/No | Print and Sign Name & Instructor Number |
|------|-------------|------|-------|------------------|----------|------------|-----------------|---------------------|----------------|---|
| 1. | | | | | | | | | | |
| 2. | | | | | | | | | | |
| 3. | | | | | | | | | | |
| 4. | | | | | | | | | | |

OFF-DUTY HANDGUN QUALIFICATION

| Date | Weapon Type | Make | Model | Caliber or Gauge | Serial # | Ammunition | Day(D) Night(N) | Score (%) or (P)(F) | Qualify Yes/No | Print and Sign Name & Instructor Number |
|------|-------------|------|-------|------------------|----------|------------|-----------------|---------------------|----------------|---|
| 1. | | | | | | | | | | |
| 2. | | | | | | | | | | |
| 3. | | | | | | | | | | |
| 4. | | | | | | | | | | |

SHOTGUN/RIFLE QUALIFICATION

| Date | Weapon Type | Make | Model | Caliber or Gauge | Serial # | Ammunition | Day(D) Night(N) | Score (%) or (P)(F) | Qualify Yes/No | Print and Sign Name & Instructor Number |
|------|-------------|------|-------|------------------|----------|------------|-----------------|---------------------|----------------|---|
| 1. | | | | | | | | | | |
| 2. | | | | | | | | | | |

AUTOMATIC/SPECIALTY WEAPONS/OTHER

| Date | Weapon Type | Make | Model | Caliber or Gauge | Serial # | Ammunition | Day(D) Night(N) | Score (%) or (P)(F) | Qualify Yes/No | Print and Sign Name & Instructor Number |
|------|-------------|------|-------|------------------|----------|------------|-----------------|---------------------|----------------|---|
| 1. | | | | | | | | | | |
| 2. | | | | | | | | | | |

COMBAT COURSE

| Date | Day/Night | Pass/Fail | Comments | Print and Sign Name & Instructor Number |
|------|-----------|-----------|----------|---|
| 1. | | | | |
| 2. | | | | |

I-Revolver S&W- Smith & Wesson BEN-Benelli
 A-Semi Auto Handgun GLO - Glock CLT - Colt
 G- Shotgun BER - Beretta WIN - Winchester
 LW- Automatic Weapon RUG- Ruger ARA - ArmaLite
 UF- Rifle SIG- Sig Sauer SAV - Savage
 BRO- Browning H&K - Heckler & Koch
 MDS- Mossberg REM - Remington
 SW- Specialized Weapon RRV - Rock River
 SPF - Springfield BUS - Bushmaster
 Ammunition- Must be duty ammunition or ballistic equivalent ammunition.
 Include sufficient information to fully describe such as caliber, projectile weight and type.
 *Sheriff's Standards handgun night requires use of flashlight at the 5-yd line
 *Sheriff's Standards accepts pass/fail rather than % scores

CRIMINAL JUSTICE EDUCATION AND TRAINING STANDARDS COMMISSION

Criminal Justice Standards Division

Post Office Drawer 149 Raleigh, NC 27602

Telephone: (919) 661-5980

Fax: (919) 779-8210

Form F-9

(10/18)

**In-Service Compliance Report
Law Enforcement Officer 2018 In-Service Training Program**

Instructions: **Between January 1 and January 15, 2019 this form MUST be submitted** to the above address. Every certified officer shall receive all required annual In-Service training topics as specified in 12 NCAC 09E.0102 and 12 NCAC 09E.0108 during the calendar year. All certified officers shall be included whether they are full-time, part-time, paid, unpaid, regular, reserve, auxiliary, honorary, or special. (Calendar year runs from January 1 through December 31 of every year.) **Please TYPE or PRINT.** If you need assistance, please call the phone number listed above.

Agency Name: _____ Phone: _____

Agency Address: _____
Street/PO Box City Zip Code

I, as department head, do submit to the Commission this report of compliance for all certified officers, except those listed below, as having successfully completed this agency's in-service training program consistent with the minimum requirements established by the Commission. Those requirements being: **Firearms Training and Qualifications** (4 credits); **Legal Update** (4 credits); **Strategies to Improve Law Enforcement Interactions and Relationships with Minority Youth** (2 credits); **Equality in Policing** (4 credits); **Communication Skills With Persons in Crisis - De-escalation Techniques** (4 credits) and **Department Topics of Choice** (6 credits).

*Signature Executive Officer or
Registered Authorized Representative*

Title

Date

*****Any officer who did not complete all 2018 mandated in-service training must be listed below. In addition, the Form F-9B must be completed on each officer who is NOT in compliance. The F-9B must be submitted along with the F-9.**

Complete this Section for Each Officer(s) Who Failed to Complete In-Service Training. Please ensure address information is correct and current.

Officer Full Name: _____ CJ ID#: _____

Home Address: _____

Officer Full Name: _____ CJ ID#: _____

Home Address: _____

Officer Full Name: _____ CJ ID#: _____

Home Address: _____

Officer Full Name: _____ CJ ID#: _____

Home Address: _____

CRIMINAL JUSTICE EDUCATION AND TRAINING STANDARDS COMMISSION

Criminal Justice Standards Division

Post Office Drawer 149 Raleigh, NC 27602

Telephone: (919) 661-5980

Fax: (919) 779-8210

Form F-9

(10.18)

**In-Service Compliance Report
Law Enforcement 2018 Officer In-Service Training Program**

Continuation Page

AGENCY

Officer Full Name: _____ CJ ID#: _____

Home Address: _____

Officer Full Name: _____ CJ ID#: _____

Home Address: _____

Officer Full Name: _____ CJ ID#: _____

Home Address: _____

Officer Full Name: _____ CJ ID#: _____

Home Address: _____

Officer Full Name: _____ CJ ID#: _____

Home Address: _____

Officer Full Name: _____ CJ ID#: _____

Home Address: _____

Officer Full Name: _____ CJ ID#: _____

Home Address: _____

Officer Full Name: _____ CJ ID#: _____

Home Address: _____

Officer Full Name: _____ CJ ID#: _____

Home Address: _____

Officer Full Name: _____ CJ ID#: _____

Home Address: _____

Officer Full Name: _____ CJ ID#: _____

Home Address: _____

Officer Full Name: _____ CJ ID#: _____

Home Address: _____

**NORTH CAROLINA SHERIFFS'
EDUCATION AND TRAINING
STANDARDS COMMISSION**

**TITLE 12 NCAC SUBCHAPTER 10B
IN-SERVICE TRAINING FOR
JUSTICE OFFICERS**

SECTION .2000 - IN-SERVICE TRAINING FOR JUSTICE OFFICERS

12 NCAC 10B .2001 PURPOSE

In order to ensure a minimum level of proficiency in specific topical areas for justice officers serving the sheriffs' offices within the state the Commission establishes the Justice Officers' In-Service Training Program.

*History Note: Authority G.S. 17E-4; 17E-7;
Eff. January 1, 1989;
Amended Eff. February 1, 1998; January 1, 1990.*

12 NCAC 10B .2002 TOPICAL AREAS

The Firearms Training and Requalification for deputy sheriffs and detention officers shall be included in the Justice Officers' In-Service Training Program.

*History Note: Authority G.S. 17E-4; 17E-7;
Eff. January 1, 1989;
Amended Eff. January 1, 1990;
Temporary Amendment Eff. March 1, 1998;
Amended Eff. August 1, 1998.*

SECTION .2100 - DEPUTY SHERIFF' AND DETENTION OFFICERS' FIREARMS IN-SERVICE TRAINING REQUALIFICATION PROGRAM

12 NCAC 10B .2101 SHERIFF RESPONSIBILITIES

The sheriff shall ensure that the deputy sheriffs' and detention officers' In-Service Firearms Training and Requalification Program is conducted according to minimum specifications as outlined in 12 NCAC 10B .2103 and .2104. In addition, the sheriff:

- (1) shall maintain copies of each course of fire adopted for use by his department and shall make those courses available for review by the Commission's representative upon request; and
- (2) shall maintain in each officer's personnel file a copy of a commission-approved Firearms Requalification Record Form which verifies that the officer did, or did not, successfully complete the minimum annual in-service firearms training requirement; and
- (3) may, where the officer fails to qualify with any of the weapons specified in 12 NCAC 10B .2104 prohibit access or possession of such weapon while on duty or when acting in the discharge of that agency's official duties and may deny the officer authorization to carry such weapons concealed when off-duty, except when the officer is on his/her own premises; and

- (4) shall report to the Division once each calendar year a roster of all deputy sheriffs and detention officers who fail to successfully complete the annual in-service firearms training and qualification and shall certify that all deputy sheriffs and detention officers required to qualify pursuant to 12 NCAC 10B .2104 who are not listed did successfully complete the training. This roster shall reflect the annual in-service firearms training and qualification status of all deputy sheriffs and detention officers employed by the agency as of December 31st of each calendar year and shall be received by the Division no later than the following January 15th; and
- (5) shall report to the Division not later than January 15th of each calendar year a list of those deputy sheriffs and detention officers employed by the agency who are not authorized by the sheriff to carry a weapon; and
- (6) may ensure that once each year all officers receive a review of departmental policies regarding the use of force. It is recommended by the Commission that all officers be tested on departmental policies.

*History Note: Authority G.S. 17E-4; 17E-7;
Eff. January 1, 1989;
Amended Eff. January 1, 1995; January 1, 1993;
Temporary Amendment Eff. March 1, 1998;
Amended Eff. August 1, 1998.*

12 NCAC 10B .2102 INSTRUCTORS

The following requirements and responsibilities are hereby established for instructors who conduct the Deputy Sheriffs' and Detention Officers' In-Service Firearms Training and Requalification Program:

- (1) The instructor shall hold "Specific Instructor Certification-Firearms" issued by the North Carolina Criminal Justice Education and Training Standards Commission;
- (2) The instructor shall deliver the training consistent with the minimum specifications as established by 12 NCAC 10B .2103 and .2104; and shall be present at all times during which said training is being conducted to personally provide all supervision, classroom training, range training, and scoring for certification purposes;
- (3) The instructor shall document the successful or unsuccessful completion of training for each officer on a commission-approved Firearms Requalification Record Form and forward such form to each officer's sheriff;
- (4) The instructor shall submit to the sheriff copies of all courses of fire used for qualification of deputy sheriffs and detention officers in compliance with 12 NCAC 10B .2101(1).

*History Note: Authority G.S. 17E-4; 17E-7;
Eff. January 1, 1989;*

*Amended Eff. January 1, 1995; January 1, 1993; January 1, 1991;
Temporary Amendment Eff. March 1, 1998;
Amended Eff. August 1, 1998.*

12 NCAC 10B .2103 MINIMUM TRAINING REQUIREMENTS

(a) In order to qualify for commission approval the In-Service Firearms Training and Requalification Program shall include, at a minimum, the following specified topics:

- (1) Use of Force:
 - (A) review the authority to use deadly force [G.S. 15A-401(d)(2)] including relevant case law and materials.
- (2) Safety:
 - (A) Range rules and regulations;
 - (B) Handling of a firearm;
 - (C) Malfunctions.
- (3) Review of Basic Marksmanship Fundamentals:
 - (A) Grip, stance, breath control and trigger squeeze;
 - (B) Sight and alignment/sight picture;
 - (C) Nomenclature.
- (4) Operation and Maintenance of all authorized weapons.

(b) The Commission recommends that students be tested on the authority to use deadly force.

(c) The Specialized Firearms Instructor shall teach the same training objectives for the topical areas listed in this Rule as specified in the Specialized Firearms Instructor Training Manual published by the North Carolina Justice Academy which is hereby incorporated by reference and shall automatically include any later amendments and editions of the referenced materials as the approved source for the above mandated topical areas. Copies of this publication may be obtained from the North Carolina Justice Academy, Post Office Drawer 99, Salemburg, North Carolina 28385. There is no cost per manual at the time of adoption of this Rule.

*History Note: Authority G.S. 17E-4; 17E-7;
Eff. January 1, 1989;
Amended Eff. January 1, 1993.*

12 NCAC 10B .2104 IN-SERVICE FIREARMS REQUALIFICATION SPECIFICATIONS

(a) All deputy sheriffs and detention officers who are authorized by the sheriff to carry a handgun shall qualify a minimum of once each year with their individual and department-approved service handgun. The course of fire shall not be less stringent than the "Basic Law Enforcement Training Course" requirements for firearms qualification.

(b) All deputy sheriffs and detention officers who are issued, or otherwise authorized by the sheriff to carry a shotgun, rifle, or automatic weapon shall qualify with each weapon respectively a minimum of once each year. The course of fire shall not be less stringent than those set out in the "In Service Firearms Qualification Manual" as published by the North Carolina Justice Academy.

(c) Qualifications conducted pursuant to Paragraphs (a) and (b) of this Rule shall be completed with duty equipment and duty ammunition or ballistic equivalent ammunition to include lead free ammunition that meets the same point of aim, point of impact, and felt recoil of the duty ammunition, for all weapons.

(d) All deputy sheriffs and detention officers who are authorized by the sheriff to carry off duty handguns shall qualify with their off duty handgun a minimum of once each year pursuant to 12 NCAC 10B .2103 and .2104(a) and (b) with each handgun the officer carries off duty using ammunition approved by the sheriff.

(e) All deputy sheriffs and detention officers who are issued or have access to any weapons not stated in this Rule must qualify with these weapons once each year using ammunition approved by the sheriff.

(f) In cases where reduced-sized targets are used to simulate actual distances, a modified course of fire may be used.

(g) To satisfy the training requirements for all in-service firearms requalifications, a deputy sheriff or detention officer shall attain a minimum qualification score of 70 percent accuracy with each weapon once in three attempts with no more than three attempts on each course of fire per day.

(h) The "In-Service Firearms Qualification Manual" as published by the North Carolina Justice Academy is hereby incorporated by reference, and shall automatically include any later amendments or editions of the referenced materials to apply as a minimum guide for conducting the annual in-service firearms qualification. Copies of the publication may be obtained from the North Carolina Justice Academy, Post Office Drawer 99, Salemburg, North Carolina 28385. There is no cost per manual at the time of adoption of this Rule.

History Note: Authority G.S. 17E-4; 17E-7;

Eff. January 1, 1989;

Amended Eff. January 1, 1994; January 1, 1993; January 1, 1992; January 1, 1991;

Temporary Amendment Eff. March 1, 1998;

Amended Eff. January 1, 2011; January 1, 2006; August 1, 2002; August 1, 1998;

Pursuant to G.S. 150B-21.3A, rule is necessary without substantive public interest Eff.

March 6, 2018. Temporary Amendment Eff. March 1, 1998;

Amended Eff. August 1, 2002; August 1, 1998.

12 NCAC 10B .2105 FAILURE TO QUALIFY

(a) Deputy sheriffs and detention officers who fail to qualify pursuant to Rule .2104 of this Section shall immediately surrender their weapons to the sheriff, upon his request, and shall have 30 days in which to obtain the qualification score required in 12 NCAC 10B .2104.

(b) Failure to qualify within the time period allowed in 12 NCAC 10B .2105(a) shall result in the summary suspension of the deputy sheriff's or detention officer's certification by the Commission.

(c) No deputy sheriff or detention officer summarily suspended under Paragraph (b) of this Rule and in compliance with 12 NCAC 10B .0206(a)(3) may work as a certified justice officer until:

- (1) the sheriff forwards to the Commission documentary evidence verifying that the officer has complied with the requirements of 12 NCAC 10B .2103 and .2104; and
- (2) the deputy sheriff or detention officer and the sheriff receive from the Commission documentation that the Commission has terminated the

suspension and reinstated the certification to the deputy sheriff or detention officer.

(d) Any deputy sheriff or detention officer previously unauthorized to carry a weapon but whose status changed to "authorized to carry a weapon," must comply with the provisions set out in 12 NCAC 10B .2103 and .2104; and may not carry a firearm until:

- (1) the sheriff forwards to the Commission documentary evidence verifying that the officer has complied with the requirements of 12 NCAC 10B .2103 and .2104; and
- (2) the deputy sheriff or detention officer and the sheriff receive from the Commission documentation that the Commission has amended the officer's status to "authorized to carry a weapon" and all certification files reflect the same.

History Note: Authority G.S. 17E-4; 17E-7;

Eff. January 1, 1989;

Amended Eff. March 1, 1995; January 1, 1995; January 1, 1993; January 1, 1990;

Temporary Amendment Eff. March 1, 1998;

Amended Eff. August 1, 1998.

**CRIMINAL JUSTICE EDUCATION AND TRAINING STANDARDS COMMISSION
NORTH CAROLINA SHERIFFS' EDUCATION AND TRAINING STANDARDS COMMISSION**

Sheriffs' Standards Division
PO Box 629
Raleigh, NC 27602
Telephone: (919) 779-8213
Fax: (919) 662-4515



Criminal Justice Standards Division
Post Office Drawer 149
Raleigh, NC 27602
Telephone: (919) 661-5980
Fax: (919) 779-8210

FIREARMS QUALIFICATION RECORD INSTRUCTIONS

Form F-9A (rev. 01.18)

This form must be utilized to record the annual In-Service Firearms Training and Qualification for each certified officer in compliance with 12 NCAC 9E .0100 or 12 NCAC 10B .2104. A copy must be maintained in each officer's personnel file at the employing agency, and must be available for inspection by a Commission Staff member. A copy must be attached to the F-5A and submitted to the Criminal Justice Standards Division for all new hires.

- SECTION I:** Must be completed for every officer.
- SECTION II:** Must be completed for every officer and signed and dated by the instructor(s).
- SECTION III:** Must be signed and dated by the officer.
- SECTION IV:** Must be signed and dated by the Agency Head or designated representative.
- SECTION V:** Must be completed and signed by the specific certified Specialized Firearms Instructor(s).

I. OFFICER'S NAME: _____ **SSN (Last 4):** _____

Certified by: NC Criminal Justice Education and Training Standards Commission: Yes No
Certified by: NC Sheriffs' Education and Training Standards Commission: Yes No

EMPLOYING/APPOINTING AGENCY: _____

II. FIREARMS INSTRUCTOR COMPLIANCE – CLASSROOM REQUIREMENT

As a Specialized Firearms Instructor, I do hereby certify that the officer listed above has completed the mandatory classroom portion of the in-service firearms training, as specified in 12 NCAC 9E .0105 or 12 NCAC 10B .2103 as applicable. Failure to complete this training requires that the agency head or designated representative be notified.

The classroom session was completed on _____ (date).

| | | | |
|-----------------------------------|----------------------------------|--------------|-------------|
| _____ | _____ | _____ | _____ |
| Print Name of Firearms Instructor | Signature of Firearms Instructor | Instructor # | Date Signed |

III. ACKNOWLEDGEMENT OF QUALIFICATION SCORES:

I do hereby certify that I have been advised of my firearms qualification scores by the Specialized Firearms Instructor(s) indicated. I also understand that if I have failed to qualify with any weapons(s) required, I may not carry and/or have access to the weapon until such time as I have qualified. I further understand that I must notify my agency head or designated representative within 24 hours of my failure to qualify, and/or successfully complete the training portion as prescribed in 12 NCAC .9E .0105 or 12 NCAC 10B .2103 as applicable.

| | |
|----------------------|-------------|
| _____ | _____ |
| Signature of Officer | Date Signed |

IV. AGENCY ACKNOWLEDGEMENT OF QUALIFICATION SCORES:

As agency head, or designated representative, the below signature acknowledges receipt of the above officer's qualification scores and attests that the above officer has satisfactorily completed training on this department's policies regarding the use of force, N.C. State law regarding the use of deadly force, relevant case law, and safety and marksmanship as required in 12 NCAC 9E .0105 or 12 NCAC 10B .2103. I understand that if the officer has failed to qualify with any weapon(s), then I must restrict access to all applicable weapon(s) until such time as the officer has qualified with same.

I certify that the in-service firearms training consisted of a minimum of four (4) hours/credits (For Criminal Justice Commission only.)

| | |
|--|-------------|
| _____ | _____ |
| Signature of Agency Head/Designated Representative | Date Signed |

****As a certified Specialized Firearms Instructor, I hereby certify that the officer listed below has attained the score(s) as documented below. I understand that if the officer has failed to qualify, then I must deliver a copy of this form to the officer's agency head or designated representative within 72 hours either in person, or by certified mail.****

OFFICER'S NAME: _____ F-9A (rev. 01.18) NAME OR RANGE LOCATION: _____

1. SERVICE HANDGUN QUALIFICATION

| Date | Weapon Type | Make | Model | Caliber or Gauge | Serial # | Ammunition | Day(D) Night(N) | Score (%) or (P)(F) | Qualify Yes/No | Print and Sign Name & Instructor Number |
|------|-------------|------|-------|------------------|----------|------------|-----------------|---------------------|----------------|---|
| 1. | | | | | | | | | | |
| 2. | | | | | | | | | | |
| 3. | | | | | | | | | | |
| 4. | | | | | | | | | | |

OFF-DUTY HANDGUN QUALIFICATION

| Date | Weapon Type | Make | Model | Caliber or Gauge | Serial # | Ammunition | Day(D) Night(N) | Score (%) or (P)(F) | Qualify Yes/No | Print and Sign Name & Instructor Number |
|------|-------------|------|-------|------------------|----------|------------|-----------------|---------------------|----------------|---|
| 1. | | | | | | | | | | |
| 2. | | | | | | | | | | |
| 3. | | | | | | | | | | |
| 4. | | | | | | | | | | |

HOTGUN/RIFLE QUALIFICATION

| Date | Weapon Type | Make | Model | Caliber or Gauge | Serial # | Ammunition | Day(D) Night(N) | Score (%) or (P)(F) | Qualify Yes/No | Print and Sign Name & Instructor Number |
|------|-------------|------|-------|------------------|----------|------------|-----------------|---------------------|----------------|---|
| 1. | | | | | | | | | | |
| 2. | | | | | | | | | | |

AUTOMATIC/SPECIALTY WEAPONS/OTHER

| Date | Weapon Type | Make | Model | Caliber or Gauge | Serial # | Ammunition | Day(D) Night(N) | Score (%) or (P)(F) | Qualify Yes/No | Print and Sign Name & Instructor Number |
|------|-------------|------|-------|------------------|----------|------------|-----------------|---------------------|----------------|---|
| 1. | | | | | | | | | | |
| 2. | | | | | | | | | | |

COMBAT COURSE

| Date | Day/Night | Pass/Fail | Comments | Print and Sign Name & Instructor Number |
|------|-----------|-----------|----------|---|
| 1. | | | | |
| 2. | | | | |

-Revolver S&W - Smith & Wesson
 A - Semi Auto Handgun GLO - Glock
 J - Shotgun BER - Beretta
 W - Automatic Weapon RUG - Ruger
 F - Rifle SIG - Sig Sauer
 BRO - Browning
 H&K - Heckler & Koch
 MOS - Mossberg
 REM - Remington
 BUS - Bushmaster
 SW - Specialized Weapon
 SPF - Springfield
 RRV - Rock River
 Ammunition - Must be duty ammunition or ballistic equivalent ammunition.
 Include sufficient information to fully describe such as caliber, projectile weight and type.
 *Sheriff's Standards handgun night requires use of flashlight at the 5-yd line
 *Sheriff's Standards accepts pass/fail rather than % scores

IN-SERVICE FIREARMS QUALIFICATION COURSES OF FIRE

The following courses of fire are simply recommended courses, as they comply with the requirements of the NC Administrative Code and are an attempt to keep instructors from being forced to 'reinvent the wheel' as it were. Instructors are still welcome to develop their own in-service courses of fire as long as their handgun courses are at least as stringent as the BLET courses of fire, both day and night.

For any specialty weapons, courses of fire may be determined by the agency, or industry and manufacturer standards or recommendations. This may include fully auto or burst fire weapons, sniper rifles, gas and/or less lethal weapons. Day and night courses are required for all firearms

BLET DAY HANDGUN QUALIFICATION COURSE - 50 ROUNDS

Stage 1: Three (3) Yard Line (6 Rounds)

Load and holster

- 1. Draw and fire 2 rounds in 2 seconds using one hand only. Keep the target covered until given the command to holster.**
- 2. Draw and fire 2 rounds in 2 seconds using one hand only. Keep the target covered until given the command to holster.**
- 3. Draw and fire 2 rounds in 2 seconds using one hand only. Holster an empty weapon unless told to reload.**

NOTE: All shooting is with the use of a single hand.

Stage 2: Seven (7) Yard Line (20 Rounds)

Load and holster

- 1. Draw and fire 3 rounds in 5 seconds, keep the target covered, on command fire 2 rounds in 3 seconds, keep the target covered, on command fire 1 round, reload and fire two rounds with the support hand only in 15 seconds. (Clear and holster unless told to reload.)**

NOTE: Semiautomatic users must load the first magazine with six rounds and the second magazine with two rounds. This will prompt an emergency reload (Slide locked to the rear.)

Load and holster

- 1. Draw and fire 12 rounds in:
Revolvers - 25 seconds
Semi-automatic - 20 seconds with a required magazine change.**

Stage 3: Fifteen (15) Yard Line (12 Rounds)

Load and Holster

Draw and fire 6 rounds, go to the kneeling position and fire an additional 6 rounds. Revolver users have 35 seconds, semiautomatic users have 30 seconds with a required magazine change in the kneeling position. Magazines may be loaded anyway the student desires as long as there are at least six rounds in the first magazine.

Stage 4: Twenty-five (25) yard Line (12 Rounds)

NOTE: All firing is done from behind the barricade. The weapon cannot extend beyond the barricade.

Load and holster

Draw and fire 6 rounds from a prone barricade position, stand and fire 6 rounds from a standing barricade position in 60 seconds. Semiautomatic pistol users are required to make a magazine change.

Scoring: 50 rounds scored using a target of choice.

Administration: In the event that not all rounds are fired from a given firing point, the firer CANNOT fire additional rounds at another yard line in an attempt to "catch up."

ALTERNATE DAY HANDGUN QUALIFICATION COURSE - 50 ROUNDS

Stage 1 Three (3) Yard Line (6 Rounds)

Load and holster

- 1. Draw and fire 2 rounds in 3 seconds (student keeps weapon aimed at target (covered) until instructor advises to holster)**
- 2. Draw and fire 2 rounds in 3 seconds (keep target covered) holster on command.**
- 3. Draw and fire 2 rounds in 3 seconds. (Clear weapon when empty and holster.)**

NOTE: All firing from the three-yard line will be from the Weaver position or the Point-Shoulder position. Weapon will be at eye level.

Stage 2 Seven (7) Yard Line (20 Rounds)

Load and holster

- 1. Draw and fire 3 rounds in 5 seconds, keep target covered, on command fire 2 rounds in 3 seconds, keep target covered, on command fire 1 round, reload with 2 rounds and fire 2 rounds with the support hand in 15 seconds. (Clear weapon when empty and holster.) (Semi-automatic users must change magazines in order to fire the last two rounds with the weak hand.) SUPPORT HAND FIRING WILL BE ONE HAND ONLY.**

Load and holster

- 2. Draw and fire 12 rounds in 25 seconds. (Semi-automatic users must make one magazine change.)**

Stage 3 Fifteen (15) Yard Line (12 Rounds)

Load and holster

Draw and fire 6 rounds from the standing position, go to the kneeling position, and fire 6 rounds from the kneeling position in 35 seconds. (Clear weapon when empty and holster.) (Semi-automatic users must make one magazine change.)

Stage 4 Twenty-five (25) Yard Line (12 Rounds)

Load and holster

Draw and fire 3 rounds from the prone barricade position, move the kneeling barricade position and fire 3 rounds. Move to a standing left side barricade position and fire 3 rounds, then move to a standing right-side barricade position and fire 3 rounds. All firing must be done in 60 seconds. The student may shoot with either hand (strong or support) at any of the positions. Once all rounds are fired, weapon should be cleared and holstered. (Semi-automatic users must make one magazine change.)

NOTE: All firing is two-hand except support hand at 7-yard line will be fired one handed.

Scoring: 50 rounds are scored by use of the B-27 target with the cumulative total multiplied by .4 to determine score. Total possible - 100. Seventy percent (70%) is required to qualify (175 points).

Administration: Students will fire the required number of rounds from each yard line. In the event that not all rounds are fired from a given firing point, the student CANNOT fire additional rounds at another yard line in an attempt to "catch up."

FBI PISTOL QUALIFICATION COURSE - 50 ROUNDS

Basic Rules:

- 1. Shooters may change magazines during any phase only with the weapon is empty or has one round in the chamber. The shooter will lose any rounds left in a magazine dropped during a phase of fire.**
- 2. Between phases, the shooter is free to inspect the magazine in the weapon for remaining rounds. The shooter will not replace or top off the magazine unless it is completely empty.**
- 3. At the conclusion of each phase, weapons will be decocked and holstered. The shooter may then refill any empty magazines dropped during the phase.**
- 4. During firing, shooters will not decock when changing position at the 25-yard line or after a magazine change.**

STAGES OF FIRE

Stage 1 Fifty (50) to Twenty-Five (25) Yard Line - (18 Rounds)

On command, move from the 50 yard line to the 25 yard line and fire 6 rounds prone barricade, 6 rounds over top of barricade and 6 rounds weak-hand kneeling in 55 seconds.

Stage 2 Twenty-five (25) to Fifteen (15) Yard Line - (10 Rounds)

- 1. On command, move from the 25 yard line to the 15 yard line and fire 2 rounds in 6 seconds. Decock if appropriate and stay on ready.**
- 2. On command, fire 2 rounds in 3 seconds, decock and come to ready position.**
- 3. On command, fire 2 rounds in 3 seconds, decock and come to ready position.**
- 4. On command, fire 2 rounds in 3 seconds, decock and come to ready position.**
- 5. On command, fire 2 rounds in 3 seconds, decock and holster.**

Stage 3 Fifteen (15) to Seven (7) Yard Line - (12 Rounds)

On command, move from the 15 yard line to the 7 yard line and fire 12 rounds in 15 seconds.

Stage 4 Seven (7) to Five (5) Yard Line - (10 Rounds)

On command, move from the 7 yard line to the 5 yard line and fire 5 rounds strong hand only and 5 rounds support hand only in 15 seconds.

Scoring: 50 rounds scored according to type of target used.

TACTICAL 50 ROUND SEMIAUTOMATIC COURSE

Stage 1 Three (3) Yard Line (6 Rounds)

- 1. Draw and fire 2 rounds in 2 seconds, scan and holster.**
- 2. Draw and fire 2 rounds in 2 seconds, scan and holster.**
- 3. Draw and fire 2 rounds in 2 seconds, scan and holster.**

Stage 2 Seven (7) Yard Line (8 Rounds)

- 1. With the weapon in the ready position with a malfunction, such as an empty round, fire 3 rounds in 4 seconds.**
- 2. With the weapon in the ready position with a malfunction, fire 3 rounds reload with a magazine 2 rounds and fire 2 rounds with the support hand in 20 seconds.**

Stage 3 Seven (7) Yard Line (12 Rounds)

- 1. With three magazines fully loaded, draw and fire 2 rounds, reload and fire 2 rounds, reload and fire 2 rounds in 15 seconds.**
- 2. With three magazines fully loaded, draw and fire 2 rounds, reload and fire 2 rounds, reload and fire 2 rounds in 15 seconds.**

Stage 4 Fifteen (15) Yard Line (12 Rounds)

- 1. With three magazines each loaded with 2 rounds each, fire 2 rounds, reload, fire 2 rounds, reload, fire 2 rounds in 20 seconds.**
- 2. With three magazines each loaded with 2 rounds each, fire 2 rounds, reload, fire 2 rounds, reload, fire 2 rounds in 20 seconds.**

Stage 5 Twenty-five (25) Yard Line (12 Rounds)

With three magazines each loaded with 4 rounds and 1 dummy round (magazine should be loaded by someone else), draw and

fire 4 rounds standing barricade, 4 rounds kneeling barricade and 4 rounds prone barricade in 70 seconds.

***If only two magazines are available for Stages 3 - 5, modify the number of rounds loaded and fired as well as a reduction in allowable time.**

Scoring: 50 rounds scored according to target used.

DAYTIME HANDGUN QUALIFICATION COURSE- 30 ROUNDS

Stage 1 Three (3) Yard Line (4 Rounds)

- 1. Fire 2 rounds in 2 seconds, holster on command.**
- 2. Fire 2 rounds in 2 seconds, holster on command.**

Stage 2 Seven (7) Yard Line (10 Rounds)

Fire 10 rounds standing in 18 seconds.

Stage 3 Fifteen (15) Yard Line (8 Rounds)

Fire 4 rounds standing, go to a kneeling position and fire 4 rounds kneeling in 24 seconds.

Stage 4 Twenty-five (25) Yard Line (8 Rounds)

Fire 4 rounds prone barricade, move to a standing barricade position and fire 4 rounds in 25 seconds.

Scoring: Multiply numerical score by two, and then divide by three. An alternate method of scoring is multiply by .666 however, a perfect score using this method is a mathematical impossibility and not recommended.

FIVE SHOT REVOLVER DAY COURSE - 50 ROUNDS

Stage 1 Three (3) Yard Line (5 Rounds)

Load with 5 rounds and holster

- 1. Draw and fire 2 rounds in 3 seconds. Keep target covered until given the command to holster.**
- 2. Draw and fire 2 rounds in 3 seconds. Keep target covered until given the command to holster.**
- 3. Draw and fire 1 round, in 2 seconds.**

Stage 2 Seven (7) Yard Line (20 Rounds)

Load with 5 rounds and holster

Draw and fire 3 rounds in 5 seconds, on a second command to fire, fire 2 rounds in 3 seconds.

Load with 5 rounds and holster.

Draw and fire 3 rounds in 5 seconds, on a second command to fire, fire 2 rounds in 3 seconds.

Load with 5 rounds and holster, also load any reloading device

Draw and fire 10 rounds in 25 seconds.

Stage 3 Fifteen (15) Yard Line (15 Rounds)

Load with 5 rounds and load any reloading device

Draw and fire 5 rounds standing, go to a kneeling position, reload and fire 5 rounds kneeling in 35 seconds.

Reload with 5 rounds.

Draw and fire 3 rounds in 7 seconds, on a second command to fire, fire 2 rounds in 4 seconds.

Stage 4 Twenty-five (25) Yard Line (10 Rounds)

Load with 5 rounds and load any reloading device

Draw and fire 5 rounds from the prone position, reload and fire 5 rounds from the standing barricade position in 45 seconds.

Scoring: 50 rounds scored according to target used.

Ankle carry- 5 shot revolver 30 round course of fire (day course)

3 yard line- Kneel, draw and fire 2 rounds in 2 seconds with shooting hand only (re-holster on command)

Kneel, draw and fire 2 rounds in 2 seconds with shooting hand only (do NOT re-holster)

On command switch to support hand and fire 1 round in 2 seconds support hand only

7 yard line- Draw and fire 2 rounds kneeling in 5 seconds

Draw and fire 2 rounds kneeling, switch to support hand and fire 1 round support hand only in 8 seconds

15 yard line- Draw and fire 5 rounds kneeling, reload and fire 5 rounds standing in 30 seconds

25 yard line- Draw and fire 5 rounds prone, reload and fire 5 rounds standing in 60 seconds

Ankle carry-5 shot revolver 30 round course of fire (night course)

3 yard line- Total darkness

Kneel, draw and fire 2 rounds in 2 seconds with shooting hand only (re-holster on command)

Kneel, draw and fire 2 rounds in 2 seconds with shooting hand only (do NOT re-holster)

On command switch to support hand and fire 1 round in 2 seconds support hand only

7 yard line- Blue lights-Flashlight optional

Draw and fire 2 rounds kneeling in 5 seconds

Draw and fire 2 rounds kneeling, switch to support hand and fire 1 round support hand only in 8 seconds

10 yard line- Blue lights, low beam headlights

Kneel, draw and fire 3 rounds kneeling in 5 seconds keeping the target covered, then fire 2 rounds standing in 3 seconds.

Draw and fire 5 rounds kneeling in 10 seconds

15 yard line- All available lighting

Kneel, draw and fire 5 rounds kneeling, reload and fire 5 rounds standing in 60 seconds

Scoring: Multiply numerical score by two and then divide by three. Shooters may begin each stage of fire in a kneeling position.

SWAT PISTOL COURSE

Stage 1 Three (3) Yard Line (6 Rounds)

1. From the ready gun position, fire 1 shot in .5 sec.
2. From the ready gun position, fire 1 shot in .5 sec.
3. From the ready gun position, fire 1 shot in .5 sec.
4. From the ready gun position, fire 1 shot in .5 sec.
5. From the ready gun position, fire 2 shots in .75 sec.

Stage 2 Seven (7) Yard Line (20 Rounds)

1. From the ready gun position, fire 2 shots in .75 sec.
2. From the ready gun position, fire 2 shots in .75 sec.
3. From the ready gun position, fire 2 shots in .75 sec.
4. From the draw, fire 1 shot in 1.5 sec.
5. From the draw, fire 1 shot in 1.5 sec.
6. From the ready gun position, fire 2 shots to the body and 1 shot to the head in 1.25 sec.
7. From the ready gun position, fire 2 shots to the body and 1 shot to the head in 1.25 sec.
8. From the draw, fire 2 shots to the body and 1 shot to the head in 2.25 sec.
9. From the draw, fire 2 shots to the body and 1 shot to the head in 2.25 sec.

Stage 3 Fifteen (15) Yard Line (12 Rounds)

1. From the ready gun position, fire 1 shot in 1 sec.
2. From the ready gun position, fire 1 shot in 1 sec.
3. From the ready gun position, fire 2 shots in 1.5 sec.
4. From the ready gun position, fire 2 shots in 1.5 sec.
5. From the draw, fire 1 shot in 2 sec.
6. From the draw, fire 1 shot in 2 sec.
7. From the draw, fire 1 shot in 2.5 sec. from the kneeling position.
8. From the draw, fire 1 shot in 2.5 sec. from the kneeling position.
9. From the draw, fire 2 shots in 3 sec. from the kneeling position.

Stage 4 Twenty-five (25) Yard Line (12 Rounds)

- 1. From the ready gun position, fire 3 shots in 6 seconds from the prone position.**
- 2. From the ready gun position, fire 3 shots in 6 seconds from the prone position.**
- 3. From the ready gun position, fire 3 shots in 5 seconds from the standing barricade position.**
- 4. From the ready gun position, fire 3 shots in 5 seconds from the standing barricade position.**

Scoring: Based on target used. Head shots from the seven yard line will have maximum point value if B-27 targets are used.

OPTIONAL SEMIAUTOMATIC PISTOL- DAY COURSE

Stage 1 Three (3) Yard Line (6 Rounds)

- 1. Draw and fire 2 rounds in 3 seconds, scan, holster.**
- 2. Draw and fire 2 rounds in 3 seconds, scan, holster.**
- 3. Draw and fire 2 rounds in 3 seconds, scan, holster.**

Stage 2 Seven (7) Yard Line (16 Rounds)

- 1. Draw and fire 2 rounds in 5 seconds, scan, holster.**
- 2. Draw and fire 2 rounds in 5 seconds, scan, holster.**
- 3. Draw and fire 2 rounds in 5 seconds, scan, holster.**
- 4. Draw and fire 2 rounds in 5 seconds, scan, holster.**
- 5. Draw and fire 2 rounds in 5 seconds, scan, holster.**
- 6. Draw and fire 2 rounds in 5 seconds, scan, holster.**
- 7. Draw and fire 2 rounds in 5 seconds, scan, holster.**
- 8. Draw and fire 2 rounds in 5 seconds, scan, holster.**

Stage 3 Ten (10) Yard Line (8 Rounds)

- 1. Draw and fire 4 rounds standing, go to a kneeling position fire 2 rounds, reload and fire 2 rounds in 30 seconds.**

Stage 4 Fifteen (15) Yard Line (10 Rounds)

- 1. Draw and fire 2 rounds standing in 7 seconds, scan, holster.**
- 2. Draw and fire 2 rounds standing in 7 seconds, scan, holster.**
- 3. Draw and fire 2 rounds standing in 7 seconds, scan, holster.**

4. Draw and fire 4 rounds kneeling in 15 seconds.

Stage 5 Twenty-Five (25) Yard Line (10 Rounds)

1. Fire 5 rounds barricade position (standing or kneeling) and 5 rounds prone barricade in 40 seconds.

Scoring: 50 rounds scored according to target used.

CONTROLLED PAIRS HANDGUN COURSE

Stage 1 Three (3) Yard Line (4 Rounds)

**Draw and fire two rounds in three seconds
Draw and fire two rounds in three seconds**

Stage 2 Seven (7) Yard Line (20 Rounds)

Load magazine to capacity. Students will reload when necessary prior to a shooting sequence.

**Draw and fire two rounds in five seconds
Draw and fire two rounds in five seconds
Draw and fire two rounds in five seconds
Draw and fire two rounds in five seconds
Draw and fire two rounds in five seconds
Draw and fire two rounds in five seconds
Draw and fire two rounds in five seconds
Draw and fire two rounds in five seconds
Draw and fire two rounds in five seconds
Draw and fire two rounds in five seconds**

Stage 3 Fifteen (15) Yard line (14 Rounds)

Load magazines to capacity. Students will reload when necessary prior to a shooting sequence.

**Draw and fire two rounds in six seconds
Draw and fire two rounds in six seconds
Draw and fire two rounds in six seconds
Draw and fire two rounds in six seconds
Draw and fire two rounds in seven seconds from a kneeling position
Draw and fire two rounds in seven seconds from a kneeling position
Draw and fire two rounds in seven seconds from a kneeling position**

Stage 4 Twenty-five (25 Yard Line (12 Rounds)

With the gun at a ready gun position

**Fire two rounds in seven seconds from the strong side
barricade**

**Fire two rounds in seven seconds from the strong side
barricade**

**Fire two rounds in seven seconds from the support side
barricade**

**Fire two rounds in seven seconds from the support side
barricade**

**Fire two rounds in ten seconds from the prone barricade
position**

**Fire two rounds in ten seconds from the prone barricade
position**

Scoring: Score according to target. Some suggested scoring techniques would be as follows:

Using a B-27 or other ring value target, score according to ring value.

Example: Using a B-27 scoring rings would be 10, 9, 8, 7, and 2 for other hits in the black. Possible score of 500 pts x .2 for a percentile score.

If using a TQ-19 or IALEFI Q type target, score two points for each hit inside the circles and one point for any hit outside the circle.

ALTERNATE HANDGUN QUALIFICATION NIGHT COURSE - 50 ROUNDS

Stage 1 Three (3) Yard Line (6 Rounds) - Total Darkness

Load and holster

- 1. Draw and fire 2 rounds in 3 seconds (student keeps weapon aimed at target (covered) until instructor advises to holster.)**
- 2. Draw and fire 2 rounds in 3 seconds (keep target covered) holster on command.**
- 3. Draw and fire 2 rounds in 3 seconds (clear weapon when empty and holster).**

Stage 2 Five (5) Yard Line (8 Rounds) - Flashlight required for first six rounds

Load and holster

Draw and fire 3 rounds in 5 seconds, keep target covered, on command fire 2 rounds in 3 seconds, keep target covered, on command fire 1 round, reload with 2 rounds and fire 2 rounds with the support hand in 15 seconds. (Clear weapon when empty and holster.) (Semi-automatic users must change magazines in order to fire the last two rounds with the support hand.) SUPPORT HAND FIRING WILL BE ONE HAND ONLY.

Stage 3 Seven (7) Yard Line (12 Rounds) - Vehicle Blue Lights Only

Load and holster

Draw and fire 12 rounds in 25 seconds. (Clear weapon when empty and holster.) (Semi-automatic users must make one magazine change.)

Stage 4 Ten (10) Yard Line (12 Rounds) - Vehicle Blue Lights and Headlights (low beam only)

Load and holster

1. Draw and fire 3 rounds in 5 seconds, keep target covered, on command fire 2 rounds in 3 seconds, keep target covered, on command fire 1 round in 1 second.

Load and holster

2. Draw and fire 2 rounds in 5 seconds from a kneeling position. (Student holsters and stands.)
3. Draw and fire 2 rounds in 5 seconds from a kneeling position. (Student holsters and stands.)
4. Draw and fire 2 rounds in 5 seconds from a kneeling position. (Clear weapon when empty, holster and stands.)

Stage 5

Fifteen (15) Yard Line (12 Rounds) - Vehicle Headlights (bright), blue lights and/or all available light

Load and holster

Draw and fire 6 rounds from the standing position, go to the kneeling position, and fire 6 rounds from the kneeling position in 35 seconds. Clear weapon and holster. Semi-automatic users must make one magazine change. All reloading is done in the kneeling position.

NOTE: All firing is two-hand except support hand at 5-yard line will be one-handed. Once a student fires all rounds he/she should automatically clear and holster the weapon. All loading should be done in total darkness. Headlights, blue lights, etc., should be turned on only after students have loaded, and turned off immediately upon completion of fire at each stage.

Scoring:

50 rounds are scored by use of the B-27 Target with the cumulative total multiplied by .4 to determine score. Total possible - 100. Seventy percent (70%) is required to qualify (175 points).

BLET NIGHT HANDGUN QUALIFICATION COURSE - 50 ROUNDS

Stage 1 Three (3) Yard Line (6 Rounds) - Total Darkness

Load and holster

- 1. Draw and fire 2 rounds in 2 seconds. Keep the target covered until given the command to holster.**
- 2. Draw and fire 2 rounds in 2 seconds using one hand only. Keep the target covered until given the command to holster.**
- 3. Draw and fire 2 rounds in 2 seconds using one hand only. Holster an empty weapon unless told to reload.**

NOTE: All shooting is with the use of a single hand.

Stage 2 Five (5) Yard Line (8 Rounds) - Flashlight required for first six rounds

Load and holster

**Draw and fire 3 rounds in 5 seconds, keep target covered, on command fire 2 rounds in 3 seconds, keep target covered, on command fire 1 round, reload with 2 rounds and fire 2 rounds with the weak hand in 15 seconds. (Clear weapon when empty and holster.) (Semi-automatic users must change magazines in order to fire the last two rounds with the support hand.)
SUPPORT HAND FIRING WILL BE ONE HAND ONLY.**

NOTE: Semiautomatic users must load the first magazine with six rounds and the second magazine with two rounds. This will prompt an emergency reload (Slide locked to the rear).

Stage 3 Seven (7) Yard Line (12 Rounds) - Vehicle Blue Lights Only

Load and holster

Draw and fire 12 rounds in:

Revolvers - 25 seconds.

Semiautomatics - 20 seconds with a required magazine

change.

(Magazines may be loaded in any configuration.)

Stage 4 **Ten (10) Yard Line (12 Rounds) - Vehicle Blue Lights and Headlights (low beam only)**

Load and holster

1. Draw and fire 3 rounds in 5 seconds, keep target covered, on command fire 2 rounds in 3 seconds, keep target covered, on command fire 1 round in 1 second.

Load and holster

2. Draw and fire 2 rounds in 5 seconds from a kneeling position. (Student holsters and stands.)
3. Draw and fire 2 rounds in 5 seconds from a kneeling position. (Student holsters and stands.)
4. Draw and fire 2 rounds in 5 seconds from a kneeling position. (Clear weapon when empty, holster and stands.)

Stage 5 **Fifteen (15) Yard Line (12 Rounds) - Vehicle Headlights (bright), Blue Lights and/or All Available Light**

Load and holster

Draw and fire 6 rounds from the standing position, go to the kneeling position, and fire 6 rounds from the kneeling position. Revolver users will have 35 seconds, semiautomatic users will have 30 seconds with a required magazine change. All reloading will be done in the kneeling position. Clear weapon and holster.

Scoring: **50 rounds are scored by use of the B-27 Target with the cumulative total multiplied by .4 to determine score. Total possible - 250 points = 100%. Seventy percent (70%) is required to qualify (175 points).**

ALTERNATE SEMIAUTOMATIC PISTOL - NIGHT COURSE

Stage 1 Three (3) Yard Line (6 Rounds) - Total Darkness

1. Draw and fire 2 rounds standing in 3 seconds, scan, holster.
2. Draw and fire 2 rounds standing in 3 seconds, scan, holster.
3. Draw and fire 2 rounds standing in 3 seconds, scan, holster.

Stage 2 Five (5) Yard Line (6 Rounds) - Flashlights Optional

1. Draw and fire 2 rounds standing in 3 seconds, scan, holster.
2. Draw and fire 2 rounds standing in 3 seconds, scan, holster.
3. Draw and fire 2 rounds standing in 3 seconds, scan, holster.

Stage 3 Seven (7) Yard Line (12 Rounds) - Bluelight Only

1. Draw and fire 2 rounds standing in 3 seconds, scan, holster.
2. Draw and fire 2 rounds standing in 3 seconds, scan, holster.
3. Draw and fire 2 rounds standing in 3 seconds, scan, holster.
4. Draw and fire 2 rounds standing in 3 seconds, scan, holster.
5. Draw and fire 2 rounds standing in 3 seconds, scan, holster.
6. Draw and fire 2 rounds standing in 3 seconds, scan, holster.

Stage 4 Ten (10) Yard Line (6 Rounds) Bluelights and Flashlight

Draw and fire 4 rounds standing, go to a kneeling position, reload and fire 2 rounds in 30 seconds.

Stage 5 Fifteen (15) Yard Line (10 Rounds) Bluelights and Headlights

- 1. Draw and fire 2 rounds standing in 7 seconds.**
- 2. Draw and fire 2 rounds standing in 7 seconds.**
- 3. Draw and fire 2 rounds standing in 7 seconds.**
- 4. Draw and fire 4 rounds kneeling in 15 seconds.**

Stage 6 Twenty-five (25) Yard Line (10 Rounds) All Available Light

- 1. Draw and fire 5 rounds kneeling in 20 seconds.**
- 2. Draw and fire 5 rounds kneeling in 20 seconds.**

Scoring: 50 rounds scored according to target used.

FIVE SHOT REVOLVER - 50 ROUNDS NIGHT COURSE

Stage 1 Three (3) Yard Line (5 Rounds) - Total Darkness

- 1. Draw and fire 2 rounds standing in 2 seconds.**
- 2. Draw and fire 2 rounds standing in 2 seconds.**
- 3. Draw and fire 1 round in 2 seconds.**

Stage 2 Five (5) Yard Line (10 Rounds) - Flashlight Optional

- 1. Draw and fire 3 rounds in 5 seconds, keep the target covered. On a second command to fire, fire 2 rounds, reload with 5 and fire those 5 in 20 seconds.**

Stage 3 Seven (7) Yard Line (10 Rounds) - Bluelights Only

- 1. Draw and fire 5 rounds, reload with 5 rounds and fire in 25 seconds. Reload.**

Stage 4 Ten (10) Yard Line (15 Rounds) Bluelights and Headlights

- 1. Draw and fire 2 rounds kneeling in 5 seconds.**
- 2. Draw and fire 2 rounds kneeling in 5 seconds.**
- 3. Draw and fire 1 round standing, in 3 seconds, reload and holster.**
- 4. Draw and fire 5 rounds standing, reload and fire 5 rounds kneeling in 30 seconds.**

Stage 5 Fifteen (15) Yard Line (10 Rounds) - All Available Light

- 1. Draw and fire 5 rounds standing, go to the kneeling position, reload and fire 5 rounds kneeling in 35 seconds.**

HANDGUN QUALIFICATION - 30 ROUNDS - NIGHT

Stage 1 **Three (3) Yard Line (4 Rounds) (Total Darkness)**

1. Draw and fire 2 rounds in 3 seconds, holster on command.
2. Draw and fire 2 rounds in 3 seconds, holster on command.

Stage 2 **Five (5) Yard Line (6 Rounds) (Flashlights Optional)**

Draw and fire 3 rounds in 5 seconds; on command fire 2 rounds in 3 seconds; on command fire 1 round in 1 second.

Stage 3 **Seven (7) Yard Line (7 Rounds) (Bluelights Only)**

Draw and fire a total of 7 rounds with a reload in 16 seconds.

Stage 3 **Ten (10) Yard Line (7 Rounds) (Blue lights and Headlights)**

1. Draw and fire 2 rounds kneeling in 5 seconds
2. Draw and fire 2 rounds kneeling in 5 seconds
3. Draw, go to a kneeling position and fire 2 rounds, reload and fire 1 round in 10 seconds.

Stage 4 **Fifteen (15) Yard Line (6 Rounds) (All available light)**

Draw and fire 3 rounds standing position; go to kneeling position and fire 3 rounds with a reload in 20 seconds.

Scoring: **Multiply numerical score by two then divide by three.**

**(OLD)BLET SHOTGUN QUALIFICATION COURSE
(5 SLUGS/5 #00 BUCKSHOT)**

00 Buckshot

- Stage 1** 1. **15 yard line** - Combat load 1 round, load a second round and fire 2 rounds standing from the shoulder in 15 seconds (clear weapon when empty).

Load 3 rounds

- Stage 2** 2. **15 yard line** - Fire 3 rounds, 1 standing from the shoulder, 2 kneeling - 15 seconds - (clear weapon when empty).

***Score buckshot at this point.**

Rifled Slugs

Load 3 rounds

- Stage 3** 1. **25 yard line** - Fire 3 rounds, 2 standing from the shoulder, 1 kneeling - 20 seconds - (clear weapon when empty).

- Stage 4** 2. **40 yard line** - Combat load 1 round, load a second round and fire 1 standing from the shoulder, 1 kneeling - 20 seconds - (clear weapon when empty).

***Score slugs at this point.**

NOTE: Stages 1 and 4 begin with weapon empty, safety on. Once the command to fire is given, student combat loads and fires. Stages 2 and 3 will start with shotgun in "cruiser safe" condition (magazine loaded, safety on, chamber empty). Once the command to fire is given, student chambers a round and fires. After firing on all stages, weapon should have safety on, action open and be carried at high port.

Scoring: 00 Buckshot

B-27 target, any hit in the black, 1 point for 9 pellets; .75 points for 12 pellets.

Rifled Slug

B-27 target, each hit within 7 rings, 11 points; any other hit in the black, 6 points.

Totals for buckshot and slugs are added together for a total possible score - 100%. Seventy percent (70%) is required to qualify.

**SHOTGUN QUALIFICATION COURSE
(10 - #00 Buckshot)**

- Stage 1** **15 yard line** - Combat load 1 round, load a second round and fire 2 rounds standing from the shoulder in 15 seconds.
- Stage 2** **15 yard line** - Load 3 rounds into magazine. On the command to fire, fire 1 round standing from the shoulder and 2 rounds kneeling in 15 seconds.
- Stage 3** ***18 yard line** - Combat load 1 round, load 2 rounds and fire 3 rounds kneeling in 20 seconds.
- Stage 4** ***18 yard line** - Combat load 1 round and fire within 5 seconds.
- Stage 5** ***18 yard line** - Combat load 1 round and fire within 5 seconds.

***Buckshot has a normal pattern spread of 1" per yard traveled. Shooting beyond 18 yards may cause pellets to miss the target based solely on the standard pattern spread. The decision to fire beyond 18 yards should be based on the surrounding environment. If there are no bystanders, etc., then it may be safe to fire at distances greater than 18 yards. With this in mind, instructors may wish to use such a scenario and move some stages back to 25 yards. Students should understand how the dispersion works.**

**Scoring: 9 pellet 00 Buckshot 1 point per hit - max. 90 points
 63 points = 70%**

FBI SHOTGUN QUALIFICATION COURSE

Stage 1 Fifty (50) Yard Line - 2 Slugs

Load 2 slugs, rack one round into the chamber and come to the ready gun position. On command, fire 1 round standing and 1 round kneeling in 10 seconds.

Stage 2 Twenty-five (25) Yard Line - 5 #00 Buckshot

On command, combat load 3 rounds and fire 3 rounds standing, combat load 2 rounds and fire 2 rounds standing in a total time of 35 seconds.

Stage 3 Fifteen (15) Yard Line - 5 #00 Buckshot

On command, combat load five rounds, fire two rounds standing in 25 seconds. Place the weapon on safe. On command snap shoot 1 round. On command snap shoot 1 round. One command snap shoot 1 round. (Speed and accuracy should be emphasized during this phase.)

Scoring: Slugs - 10 point total

00 Buckshot - 9 pellet - 1 point per hit, 12 pellet - .75 per hit.

**SHOTGUN COURSE - SLUGS/#4 BUCKSHOT
(3 SLUGS/10 #4 BUCKSHOT)**

Stage 1 Fifty (50) Yard Line (3 Slugs)

Load 3 rounds of rifled slugs - chamber one round

Fire 2 rounds standing and 1 round kneeling in 15 seconds

Stage 2 Twenty-five (25) Yard Line (6 - #4 Buckshot)

Load four (4) #4 Buckshot into magazine.

On command to fire, chamber one round; place the fifth round in the magazine. Fire 5 rounds from the standing position. After fifth round is fired, drop sixth round into chamber and fire. Time limit is 20 seconds.

Stage 3 Fifteen (15) Yard Line (4 - #4 Buckshot)

Load four (4) #4 Buckshot into magazine.

On command to fire, fire 2 rounds standing and 2 rounds kneeling in 15 seconds.

**Scoring: Slugs – 10 points each – 30 Total
#4 Buckshot – 1 point each -- 270 Total
300 Total**

Divide by 3 for percentile score

**SHOTGUN QUALIFICATION COURSE - NIGHT
(5 SLUGS/5 #00 BUCKSHOT)**

Stage 1 Fifteen (15) Yard Line (5 #00 Buckshot) - Bluelights only

Load 2 #00 Buckshot

Fire 1 round standing from the shoulder and 1 round kneeling in 20 seconds.

Headlights and Bluelights

Load 3 #00 Buckshot

Fire 2 rounds standing from the shoulder and 1 round kneeling in 20 seconds.

***Score Buckshot at this point.**

Stage 2 Twenty-five (25) Yard Line (4 Rounds - Slugs) - Headlights & Bluelights

Load 4 slugs

Fire 2 rounds standing from the shoulder and 2 rounds kneeling in 30 seconds.

Stage 3 Forty (40) Yard Line (1 Round - Slug) - all available light

Load 1 slug

Fire 1 round standing in 15 seconds.

***Score slugs at this point.**

**NRA SUBMACHINE GUN PROFICIENCY COURSE
(60 ROUNDS)**

Stage 1 Three (3) Yard Line (10 Rounds)

Fire 10 rounds standing in 5 seconds SA/FA

Stage 2 Seven (7) Yard Line (10 Rounds)

Fire 10 rounds standing in 5 seconds SA/FA

Stage 3 Fifteen (15) Yard Line (10 Rounds)

**Fire 10 rounds standing with sights in 3 seconds
FA (multiple bursts recommended)**

Score and change targets

Stage 4 Twenty-Five (25) Yard Line (20 Rounds)

1. **Fire 10 rounds standing to kneeling with sights SA, with a magazine change - each magazine loaded with 5 rounds, in 25 seconds.**
2. **Fire 10 rounds standing barricade with sights, SA, with a magazine change - each magazine loaded with 5 rounds in 20 seconds.**

Stage 5 Fifty (50) Yard Line (10 Rounds)

1. **Fire 5 rounds standing to kneeling barricade with sights, SA, in 25 seconds.**
2. **Fire 5 rounds standing to prone barricade with sights, SA, in 30 seconds.**

Target - TQ-19, 5 points per hit in gray

Shooting at the 3 and 7 yard line can be semi-automatic (SA) or full automatic (FA) at the shooter's discretion. Stock placement is also at the shooter's discretion at these distances.

**SUBMACHINE GUN QUALIFICATION COURSE
(50 ROUNDS)**

Stage 1 Five (5) Yard Line (12 Rounds)

1. Fire 6 rounds in 2 to 3 shot burst from sternum or sling extension in 4 seconds.
2. Fire 6 rounds in 4 seconds point shoulder, start with stovepipe.

Stage 2 Seven (7) Yard Line (20 Rounds)

- *1. Fire 12 rounds in 20 seconds from shoulder ready gun position with two reloads using three magazines each loaded with four rounds.
2. Fire 8 rounds in 2 to 3 shot burst in 6 seconds.

Stage 3 Fifteen (15) Yard Line (6 Rounds)

1. Fire 2 shots in 6 seconds at the head
2. Fire 2 shots in 6 seconds at the head
3. Fire 2 shots in 6 seconds at the head

Stage 4 Twenty-five (25) Yard Line (12 Rounds)

Fire 4 rounds prone barricade, 4 rounds kneeling barricade and 4 rounds standing barricade, single fire in 40 seconds.

Scoring: 50 rounds scored according to target used

***If three magazines are not available, modify by increasing number of rounds in two magazines and reduction of time.**

SUBMACHINE GUN STANDARDS AND QUALIFICATION COURSE

Stage 1: Demonstrate the proper way to load and make ready.

Stage 2: Demonstrate the proper way to unload and make safe.

TEN YARD LINE - (15 Rounds)

Stage 3: On command, fire two rounds in 1 second. (Semiautomatic)

Stage 4: On command, fire two rounds at two targets in 2 seconds. (Semiautomatic)

Stage 5: On command, fire two rounds reload and fire two additional rounds in 7 seconds. (Semiautomatic or fully automatic)

Stage 6: With an empty chamber, dry fire the submachine gun, draw a backup weapon and fire one round in 2 seconds with the backup weapon.

Stage 7: On command, fire a three round burst in 1.5 seconds. (Fully automatic)

Stage 8: On command, fire three rounds to the body and one round to the head in 2 seconds. (Fully automatic)

FIFTEEN YARD LINE - (10 Rounds)

**Stage 9: On command, fire five rounds in 2 seconds. (Fully automatic)
On command, fire five rounds in 2 seconds. (Fully automatic)**

TWENTY-FIVE YARD LINE - (5 Rounds)

Stage 10: On command, fire five rounds in 5 seconds. (Semiautomatic)

**FBI SWAT SMG
(60 ROUNDS)**

Stage 1 Sixty (60) Yards - 30 Rounds in Magazine

Ten rounds single fire in 12 seconds from following positions:

**Prone - 2 rounds
Kneeling - 2 rounds
Standing - 6 rounds.**

Place weapon on safe

Stage 2 Twenty-five (25) Yard Line - Remaining 20 Rounds

Come to ready position. On command to fire, fire 10 rounds single fire from the strong shoulder, switch and fire 10 rounds single fire from the weak shoulder. Total time is 25 seconds. Each shooter fires at two targets placed two feet apart, alternating targets after each two shots.

Stage 3 Fifteen (15) Yard Line - 20 Rounds in Magazine

Fire 10 rounds double tap in 10 seconds - alternate targets. Place weapon on safe.

Stage 4 Ten (10) Yard Line - Remaining 10 Rounds

Come to ready position. On command fire 10 rounds fully automatic mode in 2 - 3 shot burst alternate targets with each burst. Total time - 8 seconds.

Stage 5 Seven (7) Yard Line - 10 Rounds in Magazine

Fire 10 rounds, full automatic is shot burst alternate targets in 6 seconds. Clear weapon and make safe.

Scoring: For each hit or nick, score 5 points. Total score of 300. Divide by 3 for percentile score.

**PATROL RIFLE QUALIFICATION COURSE
(30 ROUNDS)**

Stage 1 Fifteen (15) Yard Line (6 Rounds)

1. Fire 2 rounds in 2 seconds - standing position.
2. Fire 2 rounds in 2 seconds - standing position.
3. Fire 1 round in 4 seconds (head shot only) - standing position.
4. Fire 1 round in 4 seconds (head shot only) - standing position.

Stage 2 Twenty-five (25) Yard Line (6 Rounds)

1. Fire 2 rounds in 4 seconds - standing position.
2. Fire 2 rounds in 4 seconds - standing position.
3. Fire 2 rounds in 4 seconds - standing position.

Stage 3 Fifty (50) Yard Line (6 Rounds)

1. Fire 2 rounds in 10 seconds from the kneeling position.
2. Fire 2 rounds in 10 seconds from the kneeling position.
3. Fire 2 rounds in 10 seconds from the kneeling position.

Stage 4 Seventy-five (75) Yard Line (6 Rounds)

Fire 6 rounds in 60 seconds in the kneeling position.

Stage 5 One hundred (100) Yard Line (6 Rounds)

Fire 6 rounds - 60 seconds from the prone position.

Scoring: 30 rounds scored according to target used

**SBI RIFLE QUALIFICATION COURSE
(60 ROUNDS)**

Stage 1 One hundred (100) Yard Line (35 Rounds)

1. Fire 3 rounds prone in 10 seconds (Loop Sling).
2. Fire 5 rounds prone in 60 seconds (Loop Sling).
3. Fire 10 rounds prone in 40 seconds with (Loop Sling) a required magazine change.
4. Fire 5 rounds sitting in 60 seconds (Loop Sling).
5. Fire 5 rounds kneeling in 60 seconds (Loop Sling).
6. Fire 7 rounds standing in 180 seconds (Hasty Sling).

Stage 2 Seventy-five (75) Yard Line (15 Rounds)

1. Fire 5 rounds standing from the ready position. One shot per 6 seconds (Hasty Sling).
2. Fire 4 rounds kneeling one shot per 6 seconds. Moving from standing to kneeling (Hasty Sling).
3. Fire 6 rounds sitting from the sitting ready position one shot per 6 seconds (Hasty Sling).

Stage 3 Fifty (50) Yard Line (10 Rounds)

1. Standing/no sling - fire 5 shots, one shot per 3 seconds.
2. Kneeling, hasty sling from port arms fire 5 rounds, one round per 10 seconds.

Scoring: 60 rounds scored according to target used

***SBI utilizes the TQ15 Target.**

**NRA RIFLE PROFICIENCY COURSE
(60 ROUNDS)**

Stage 1 One Hundred (100) Yard Line (35 Rounds)

1. Fire 3 rounds from a prone loop sling position each shot fired on call within 4 seconds.
2. Fire 5 rounds from a prone loop sling position in 60 seconds.
3. (Lock back and reload is required) Fire 10 rounds from a prone loop sling position in 40 seconds.
4. Fire 5 rounds sitting loop sling position in 60 seconds.
5. Fire 5 rounds kneeling loop sling position in 90 seconds.
6. Fire 7 rounds standing slow fire with hasty sling in 5 minutes.

Stage 2 Seventy-five (75) Yard Line (15 Rounds)

1. Fire 5 rounds standing from ready each shot fired on call within 4 seconds. Hasty sling.
2. Fire 4 rounds kneeling from ready position each shot fired on call within 5 seconds. Hasty sling.
3. Fire 6 rounds sitting, each shot fired on call 2 shots per 4 seconds.

Stage 3 Fifty (50) Yard Line (10 Rounds)

1. Fire 5 rounds standing from ready, each shot fired on call within 3 seconds. No sling.
2. Fire 5 rounds kneeling from ready, each shot fired on call within 4 seconds. No sling.

Scoring: NRA uses a TQ19 Target with each hit within the gray counting 5 points.

**CARBINE COURSE
(30 Rounds)**

Stage 1: Fifteen (15) Yard Line (5 Rounds)

1. **Fire five rounds in four seconds from a low ready.**

Stage 2: Twenty-five (25) Yard Line (10 Rounds)

1. **Fire two rounds in four seconds from the standing position.**
2. **Fire two rounds in four seconds from the standing position.**
3. **Fire two rounds in four seconds from the standing position.**
4. **Fire four rounds in ten seconds from the kneeling position.**

Stage 3: Fifty (50) Yard Line (10 Rounds)

1. **Fire two rounds in ten seconds from the standing position.**
2. **Fire two rounds in ten seconds from the standing position.**
3. **Fire two rounds in twelve seconds from the kneeling position.**
4. **Fire two rounds in twelve seconds from the kneeling position.**
5. **Fire two rounds in twelve seconds from the kneeling position.**

Stage 4: One hundred (100) Yard Line (5 Rounds)

Fire five rounds from the prone position in sixty seconds.

Scoring: Score according to target used.

**NCJA Carbine Rifle Course
(30 Rounds)**

Stage One

10 Yard Line-2 Rounds to head from low ready in 4 seconds

10 Yard Line-2 Rounds to head from low ready in 4 seconds

10 Yard Line-2 Rounds to head from low ready in 4 seconds

Stage two

15 Yard Line-2 Rounds standing, reload and fire 3 rounds kneeling in 10 seconds

15 Yard Line-2 Rounds standing, reload and fire 3 rounds kneeling in 10 seconds

Stage Three

25 Yard Line-2 rounds center mass in 5 seconds-right side barricade

25 Yard Line-2 rounds center mass in 5 seconds-left side barricade

Stage Four

50 Yard Line-5 rounds standing and 5 rounds kneeling in 45 seconds.

(The student *must* start with rifle chamber empty and *must* make an additional magazine change during this stage of fire.)

On stages one, two and three the student starts chambered and ready to fire. For stage four the student *must* start with rifle chamber empty and *must* make an additional magazine change during the course of fire. Most LEO's now carry patrol rifles in the vehicle with a loaded magazine and a clear chamber. This will prompt the student to become accustomed to immediately working the action to chamber the first round upon presenting the rifle.

**NCJA Carbine Rifle Course (night course, lights may be used entire time)
(30 Rounds)**

Stage One

10 Yard Line-2 Rounds to head from low ready in 4 seconds

10 Yard Line-2 Rounds to head from low ready in 4 seconds

10 Yard Line-2 Rounds to head from low ready in 4 seconds

Stage two

15 Yard Line-2 Rounds standing, reload and fire 3 rounds kneeling in 10 seconds

15 Yard Line-2 Rounds standing, reload and fire 3 rounds kneeling in 10 seconds

Stage Three

25 Yard Line-2 rounds center mass in 5 seconds-right side barricade

25 Yard Line-2 rounds center mass in 5 seconds-left side barricade

Stage Four

50 Yard Line-5 rounds standing and 5 rounds kneeling in 45 seconds.

(The student *must* start with rifle chamber empty and *must* make an additional magazine change during this stage of fire.)

On stages one, two and three the student starts chambered and ready to fire. For stage four the student *must* start with rifle chamber empty and *must* make an additional magazine change during the course of fire. Most LEO's now carry patrol rifles in the vehicle with a loaded magazine and a clear chamber. This will prompt the student to become accustomed to immediately working the action to chamber the first round upon presenting the rifle.

**NC SBI (ALE Section) In-Service Rifle Qualification with Pistol Transition
(40 rifle rounds/10 pistol rounds)
Day Course**

Agent will load their 1st rifle magazine with 20 rounds.

Agent will load their 2nd rifle magazine with 15 rounds.

Agent will load their 3rd rifle magazine with 5 rounds.

Agent will load their 1st pistol magazine with 8 rounds.

Agent will load their 2nd pistol magazine with 2 rounds.

Stage 1 is at the 100 yard line – 5 rounds in 30 seconds from a supported prone position.

Stage 2 is at the 75 yard line – 10 rounds in 60 seconds from the supported prone position.

Stage 3 is at the 50 yard line – Starting in the standing position, move into the prone position and fire 5 rounds prone, then make a magazine change and fire 5 rounds kneeling, then stand up and fire 5 rounds standing for a total of 15 rounds in 90 seconds.

Stage 4 is at the 15 yard line – Starting on the 25 yard line, move rapidly to the 15 yard line and fire five rounds standing, then transition to the pistol and fire 5 rounds standing for a total of 10 rounds in 30 seconds. Replace rifle magazine with next magazine, load and charge.

Stage 5 is at the 7 yard line – Starting at the 15 yard line, move rapidly to the 7 yard line and fire 5 rounds standing from the rifle, then transition to the pistol and fire 5 rounds standing for a total of 10 rounds in 30 seconds. Student must make a magazine change with the pistol.

Scoring: Target 50 hits, 100 maximum. 2 points for each hit inside scoring line. 1 point for hits outside scoring line, 0 for any hit not on target.

**NC SBI (ALE Section) In-Service Rifle Qualification with Pistol Transition
(40 rifle rounds/10 pistol rounds)
Night Course**

Agent will load their 1st rifle magazine with 15 rounds.

Agent will load their 2nd rifle magazine with 10 rounds.

Agent will load their 3rd rifle magazine with 10 rounds.

Agent will load their 1st pistol magazine with 8 rounds.

Agent will load their 2nd pistol magazine with 2 rounds.

Agent will load an additional 5 rifle rounds at the end of stage 4.

Stage 1 is at the 40 yard line with all available light– Move rapidly from the 50 yard line to the 40 yard line and fire 5 rounds standing and 5 rounds kneeling for a total of 10 rounds in 60 seconds.

Stage 2 is at the 25 yard line with all available light– Move rapidly from the 40 yard line to the 25 yard line and fire 5 rounds standing and 5 rounds kneeling in 60 seconds with a magazine change.

Stage 3 is at the 15 yard line with bluelights and headlights– Move rapidly from the 25 yard line to the 15 yard line and fire 5 rounds standing and 5 rounds kneeling in 60 seconds with a magazine change.

Stage 4 is at the 10 yard line in total darkness– Fire 5 rounds standing, then transition to the pistol and fire 5 rounds standing, for a total of 10 rounds in 30 seconds. Load and charge rifle with a 5 round magazine at the end of this stage. Rifle/pistol light must be used at this stage.

Stage 5 is at the 5 yard line in total darkness– Fire 5 rounds standing from the rifle, then transition to the pistol and fire 5 rounds standing for a total of 10 rounds in 30 seconds. Student must make a magazine change with the pistol. Rifle/Pistol lights are NOT allowed for use on this stage.

Scoring: Same method as above

**SNIPER QUALIFICATION COURSE - 10 ROUNDS
(5 minute preparation time)**

Cold Bore Shot

Stage 1 1 shot 100 yds Full Face Target 1 minute

***Failure to adequately fire this shot results in failure of the qualification course.**

Precision Shots

Stage 2 Two shots 100 yds Reduced Face Target*

2 minutes (*Full Face target reduced 50% to simulate 200 yd. distance)

Stage 3 Three shots 100 yds Full Face Target

1 minute 10 seconds

Stage 4 Four minute run and load

Four shots 100 yds 2 inch Bull's-eye - 2 minutes

Full Face Target - all shots within area from 1" below to 1" above eye

Reduced Face Target - 50% reduction of full face target - shots within 1" band

Score according to agency standards %

SNIPER QUALIFICATION COURSE - 5 ROUNDS
(5 minute preparation time)

Stage 1 Cold Bore Shot-1 shot 100 yds 1 minute

Stage 2 Two shots 100 yds 1 minute

Stage 3 Two shots 100 yds 1 minute

Score according to target used*